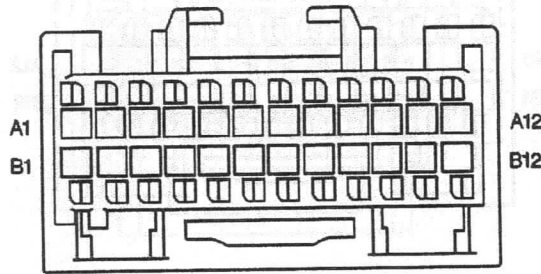


Body Control Module Connector End Views

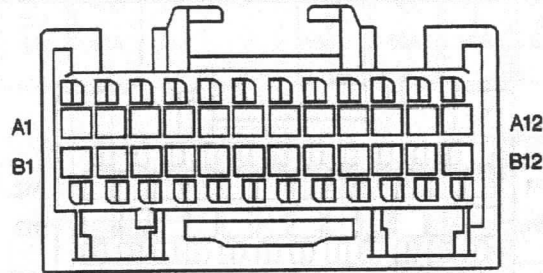
Body Control Module Connector C1



191572

Connector Part Information			<ul style="list-style-type: none"> • 12160778 • 24-Way F Micro-Pack 100 Series (BRN)
Pin	Wire Color	Circuit No.	Function
A1	BLK	1850	Ground
A2	ORN	1140	TBC Fuse
A3	WHT	194	Passenger Door Unlock Relay Coil
A4	LT BLU	195	Door Lock Relay Coil
A5-A6	—	—	Not Used
A7	BLK	755	RAP Relay Coil
A8	DK BLU	1393	Inadvertent Power Relay Coil
A9	BLK	28	Horn Relay Coil
A10	—	—	Not Used
A11	LT GRN/BLK	592	Daytime Running Lamp Relay Coil
A12	LT GRN	1037	Class 2 Serial Data Signal
B1	BLK	1850	Ground
B2	PNK	39	GAUGES Fuse
B3	RED/WHT	812	Passlock™ Sensor Power
B4	ORN	461	RFA Serial Data Signal
B5	—	—	Not Used
B6	LT BLU/WHT	1414	Left Turn Signal Fuse
B7	DK BLU/WHT	1415	Right Turn Signal Fuse
B8	—	—	Not Used
B9	BRN	41	CRUISE Fuse
B10	LT BLU	1134	Park Brake Switch Signal
B11	BLK/WHT	238	Seat Belt Switch Signal
B12	LT BLU	553	Transmission Preference Signal


Body Control Module Connector C2



191573

Connector Part Information			<ul style="list-style-type: none"> • 12110206 • 24-Way F Micro-Pack 100 Series (LT BLU)
Pin	Wire Color	Circuit No.	Function
A1	YEL	710	Class 2 Serial Data Signal
A2	ORN/BLK	1057	Passlock™ Sensor Return
A3	GRY/BLK	690	Courtesy Lamp Relay Coil
A4	LT GRN	1391	Driver Door Unlock Relay Coil
A5	WHT	1080	Park Lamp Relay Coil
A6	LT BLU	1344	Lift Glass Relay Coil (Utility Only)
A7	DK GRN/WHT	1317	Front Fog Lamp Relay Coil
A8-A9	—	—	Not Used
A10	BLK/WHT	1969	High Beam Signal (Envoy Only)
A11	WHT	352	Headlamp Power Relay Coil (Except Envoy)
A11	WHT	103	Low Beam Relay Control Signal (Envoy Only)
A12	PPL/WHT	1382	Dimming Signal
B1	DK GRN/WHT	817	VSS Input 4,000 Pulses Per Mile
B2	—	—	Not Used
B3	YEL	1836	Passlock™ Sensor Data
B4	—	—	Not Used
B5	PPL	524	High/Low Beam Headlamp Selector Switch Input (Except Envoy)
B5	BLK/WHT	1969	High Beam Signal (Envoy Only)
B6	BRN	2409	PARK LP Fuse
B7-B8	—	—	Not Used
B9	LT GRN	80	KEY IN/KEY OUT Signal
B10	PNK/BLK	1303	Gate Ajar Switch Signal
B11	DK BLU/WHT	727	Passenger Door Jamb and Lift Glass Ajar Switch Signal
B12	ORN	1732	Interior Lamp Request Input

Body Control Module Connector C3



191574

Connector Part Information			<ul style="list-style-type: none"> • 12191375 • 16-Way F Micro-Pack 100 Series (PPL)
Pin	Wire Color	Circuit No.	Function
A1	—	—	Not Used
A2	DK BLU/WHT	1495	Dome Lamp Switch Request
A3	BRN	1356	Flash to Pass
A4	GRY	705	5 Volt Reference
A5	GRY	1220	Dimming Switch Power Input
A6	WHT	278	Ambient Light Photocell Signal Return
A7	—	—	Not Used
A8	WHT	352	High Beam Relay Coil
B1	BLK	1576	Lift Glass Release Switch (Utility Only)
B2	ORN	54	Front Door Mini Wedges and RF Door Jamb Switch Signal
B3	LT GRN	262	Door Key Lock Cylinder Switch Signal
B4	TAN	126	Driver Door Jamb Switch Signal
B5	ORN	192	Front Fog Lamp Switch
B6	PPL	328	Dome Override Switch
B7	—	—	Not Used
B8	PPL/WHT	549	Headlamp Request Switch Signal