

<- Back

Forward ->

Document ID# 1364239
2004 Chevrolet Blazer - 4WD

Print

Inline Harness Connector End Views

Table 1: [C100 \(Heated Oxygen Sensor Harness To Engine Harness\)](#)

Table 2: [C101 \(Body Harness To Engine Harness\)](#)

Table 3: [C102 \(Body Harness To Engine Harness\)](#)

Table 4: [C104 \(Chassis Harness To Engine Harness\)](#)

Table 5: [C106 \(Forward Lamp Harness To Body Harness\)](#)

Table 6: [C106 \(Forward Lamp Harness To Body Harness\) \(Export\)](#)

Table 7: [C108 \(Electric Shift Transfer Case Extension Harness To Body Harness, NP1\)](#)

Table 8: [C108 \(Active Transfer Case Extension Harness To Body Harness, NP8\)](#)

Table 9: [C109 \(Body Harness To the 4WAL/SIR Harness\)](#)

Table 10: [C114 \(w/4WD Front Axle Switch Extension Harness To Body Harness\)](#)

Table 11: [C116 C1 \(Active Transfer Case Harness To Engine Harness\)](#)

Table 12: [C116 C2 \(Engine Harness To Active Transfer Case Harness\)](#)

Table 13: [C117 \(Engine Harness To AIR Harness, w/ California Emissions\)](#)

Table 14: [C119 \(4WAL/SIR Harness To AIR Jumper Harness\)](#)

Table 15: [C200 \(IP Harness To Body Harness\)](#)

Table 16: [C201 \(Steering Column Harness To Redundant Steering Wheel Control Harness\)](#)

Table 17: [C203 \(Body Harness To IP Harness\)](#)

Table 18: [C204 \(Column Shifter Plug To Body Harness\)](#)

Table 19: [C204 \(Floor Shifter Harness To Body Harness\) \(Utility and Crew Cab\)](#)

Table 20: [C209 \(Dome Harness To Body Harness\)](#)

Table 21: [C210 \(Body Harness To Redundant Steering Wheel Controls Harness\)](#)

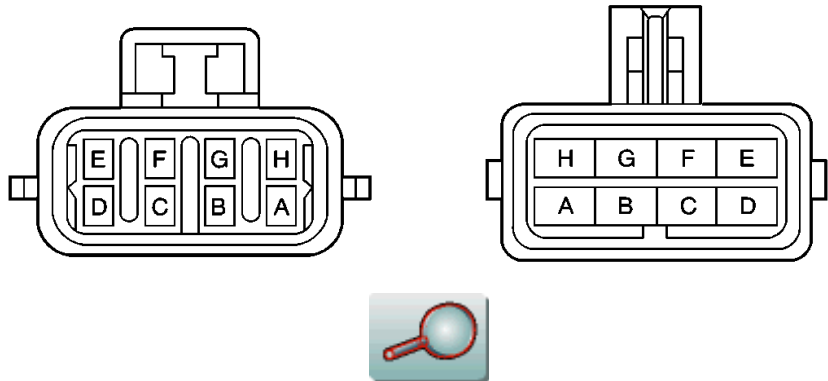
Table 22: [C211 \(Steering Column Harness To Body Harness\)](#)

Table 23: [C217 \(Body Harness To IP Harness\)](#)

Table 24:	C219 (Left Inflatable Restraint Discriminating Sensor Jumper Harness to the Right Sensor Harness) (w/K18)
Table 25:	C223 (IP Harness To Auxiliary Power Tray) (Extended Cab)
Table 26:	C224 (Body Harness To Ashtray Insert)
Table 27:	C229 (Body Harness To Dome Harness) (Utility)
Table 28:	C300 (Dome Lamp Harness To Sunroof Harness)
Table 29:	C301 (Dome Harness To Overhead Console) (w/o GDO)
Table 30:	C301 (Dome Harness To Overhead Console) (w/ GDO)
Table 31:	C302 (Power Seat Harness, LH To Power Recliner Harness, LH) (Utility w/ Power Seats, Non-Memory)
Table 32:	C302 (Power Seat Harness, LH To Power Recliner Harness, LH) (Utility w/ Power Seats, Memory)
Table 33:	C303 (Power Seat Harness, RH To Power Recliner Harness, RH) (Utility w/ Power Seats, Non-Memory)
Table 34:	C304 (Body Harness To LR Door Harness) (4-Door Utility)
Table 35:	C305 (Body Harness To LR Door Harness) (4-Door Utility)
Table 36:	C306 (Body Harness To RR Door Harness) (4-Door Utility)
Table 37:	C307 (Body Harness To RR Door Harness) (4-Door Utility)
Table 38:	C310 (Sunroof Jumper Harness To Sunroof Harness) (ZRX/Extreme w/ CF5)
Table 39:	C315 (Body Harness To Passenger Seat Assembly Pigtail Connector) (4-Door Utility with Power Seats)
Table 40:	C317 (Utility Body Harness To Driver's Seat Assembly Pigtail Connector)
Table 41:	C317 (Pickup Body Harness To Driver's Seat Assembly Pigtail Connector)
Table 42:	C401 (Tail Lamp Harness To Chassis Harness) (Pickup)
Table 43:	C402 (Body Harness To RH Tail Lamp Harness) (Domestic)
Table 44:	C402 (Body Harness To RH Tail Lamp Harness) (Export)
Table 45:	C403 (Body Harness To LH Tail Lamp Harness) (Domestic)
Table 46:	C403 (Body Harness To LH Tail Lamp Harness) (Export)

- Table 47:** [C411 \(Body Harness To Endgate Harness\) \(Utility\)](#)
- Table 48:** [C412 \(Endgate Harness To Body Harness\) \(Utility\)](#)
- Table 49:** [C413 \(Endgate Harness To Body Harness\)](#)
- Table 50:** [C430 \(Chassis Harness To License Lamp Harness\) \(Utility Export\)](#)
- Table 51:** [C430 \(Chassis Harness To License Lamp Harness\) \(Utility Domestic\)](#)
- Table 52:** [C432 \(Body Harness To Defogger Grid Harness\)](#)
- Table 53:** [C433 \(Body Harness To Defogger Grid Harness\)](#)
- Table 54:** [C500 \(Body Harness To LF Door Harness\) \(w/o Power Locks/Windows\)](#)
- Table 55:** [C500 \(Body Harness To LF Door Harness\) \(w/ Power Locks/Windows\)](#)
- Table 56:** [C501 \(Body Harness To LH Front Door Harness\) \(4-Door\)](#)
- Table 57:** [C502 \(Body Harness To LF Door Harness\) \(2-Door Export\)](#)
- Table 58:** [C601 \(Body Harness To Door Harness, RH Front\) \(w/o Power Locks/Windows\)](#)
- Table 59:** [C601 \(Body Harness To Door Harness, RH Front\) \(w/ Power Locks/Windows\)](#)

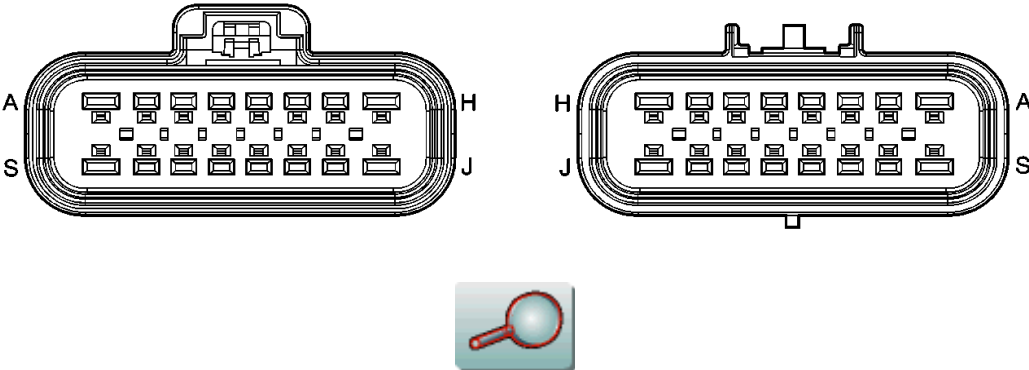
C100 (Heated Oxygen Sensor Harness To Engine Harness)



Connector Part Information		<ul style="list-style-type: none"> 12047937 8-Way F Metri-Pack 150 Series, Sealed (BLK) 		Connector Part Information		<ul style="list-style-type: none"> 12047931 8-Way M Metri-Pack 150 Series, Sealed (BLK) 	
Pin	Wire Color	Circuit No.	Function	Pin	Wire Color	Circuit No.	Function

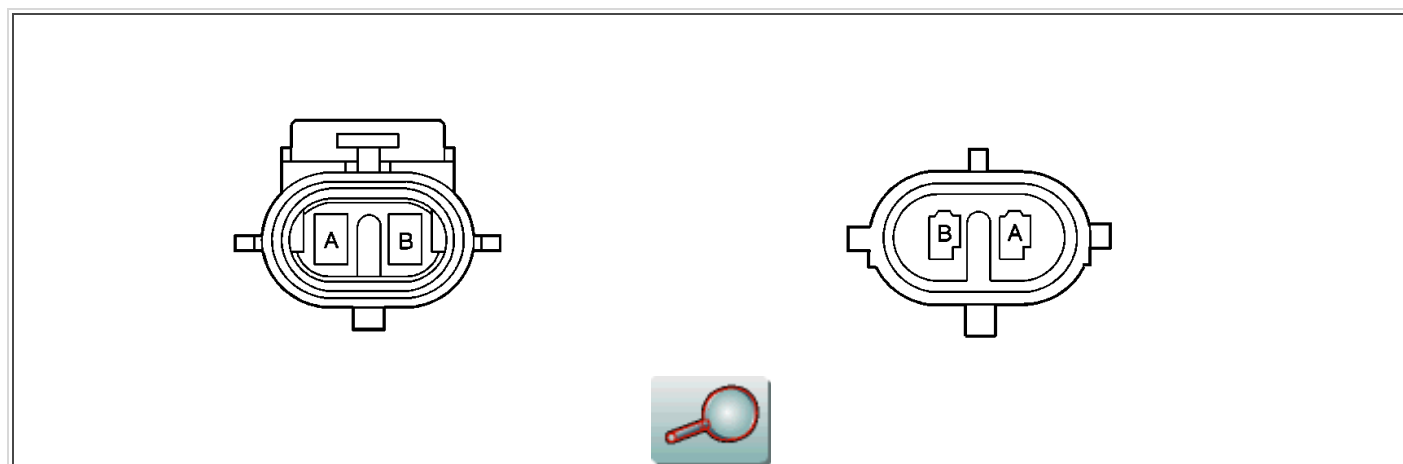
A	PPL	1666	H02S High Signal (Bank 2 Sensor 1)	A	PPL	1666	H02S High Signal (Bank 2 Sensor 1)
B	TAN	1667	H02S Low Signal (Bank 2 Sensor 1)	B	TAN	1667	H02S Low Signal (Bank 2 Sensor 1)
C	PPL/WHT	1668	H02S High Signal (Bank 1 Sensor 2)	C	PPL/WHT	1668	H02S High Signal (Bank 1 Sensor 2)
D	TAN/WHT	1669	H02S Low Signal (Bank 1 Sensor 2)	D	TAN/WHT	1669	H02S Low Signal (Bank 1 Sensor 2)
E	PNK	539	Ignition 1 Voltage	E	PNK	539	Ignition 1 Voltage
F	LT GRN	3212	H02S Heater Low Control (Bank 2 Sensor 1)	F	LT GRN	3212	H02S Heater Low Control (Bank 2 Sensor 1)
G	BRN	2391	H02S Heater Low Control (Bank 1 Sensor 2)	G	BRN	2391	H02S Heater Low Control (Bank 1 Sensor 2)
H	--	--	Not Used	H	--	--	Not Used

C101 (Body Harness To Engine Harness)

							
Connector Part Information		<ul style="list-style-type: none"> • 15326084 • 16-Way F Global Technology, 150,280 Series, Sealed (BLK) 		Connector Part Information		<ul style="list-style-type: none"> • 15326085 • 16-Way M Global Technology, 150,280 Series, Sealed (BLK) 	
Pin	Wire Color	Circuit No.	Function	Pin	Wire Color	Circuit No.	Function
A	WHT	121	Engine Speed Signal	A	WHT	121	Engine Speed Signal
B	LT BLU	203	A/C Request Signal (w/A/C)	B	LT BLU	203	A/C Request Signal (w/A/C)
C	TAN/WHT	331	Oil Pressure Sensor Signal	C	TAN/WHT	331	Oil Pressure Sensor Signal
D	LT GRN/ BLK	584	A/T Shift Lock Control Switch Supply Voltage	D	LT GRN/ BLK	584	A/T Shift Lock Control Switch Supply Voltage

			(M30)				(M30)
E	PPL	420	TCC Brake Switch Signal (M30)	E	PPL	420	TCC Brake Switch Signal (M30)
F	YEL/BLK	1827	Vehicle Speed Signal	F	YEL/BLK	1827	Vehicle Speed Signal
G	PNK	1020	Off/Run/Crank Voltage (M30)	G	PNK	1020	Off/Run/Crank Voltage (M30)
H	YEL	710	Class 2 Serial Data	H	YEL	710	Class 2 Serial Data
J	PPL	420	TCC Brake Switch Signal (M30)	J	BRN/WHT	379	TCC Brake Switch Signal (M30)
K	BRN/WHT	379	CPP Switch Signal (M30)	K	BRN/WHT	379	CPP Switch Signal (M30)
L	BRN/WHT	419	MIL Control	L	BRN/WHT	419	MIL Control
M	DK GRN/ WHT	817	Vehicle Speed Signal	M	DK GRN/ WHT	817	Vehicle Speed Signal
N	BRN/WHT	379	CPP Switch Signal	N	BRN/WHT	379	CPP Switch Signal
P	LT BLU	396	Cruise Control Engaged Signal	P	LT BLU	396	Cruise Control Engaged Signal
R	DK GRN	1049	PCM Class 2 Serial Data	R	DK GRN	1049	PCM Class 2 Serial Data
S	--	--	Not Used	S	--	--	Not Used

C102 (Body Harness To Engine Harness)




Connector Part Information		<ul style="list-style-type: none"> • 15326801 • 2-Way F GT 150 Series, Sealed (BLK) 		Connector Part Information		<ul style="list-style-type: none"> • 15326806 • 2-Way M GT 150 Series, Sealed (BLK) 	
Pin	Wire Color	Circuit No.	Function	Pin	Wire Color	Circuit No.	Function
A	GRY/BLK	1694	4WD Low Signal	A	GRY/BLK	1694	4WD Low Signal
B	BLK/WHT	1695	Axle Switch Signal	B	BLK/WHT	1695	Axle Switch Signal

C104 (Chassis Harness To Engine Harness)



Connector Part Information		<ul style="list-style-type: none"> • 12052848 • 6-Way F Metri-Pack 150 Series, Sealed, Self Locking (BLK) 		Connector Part Information		<ul style="list-style-type: none"> • 12124107 • 6-Way M Metri-Pack 150 Series, Sealed, Self Locking (BLK) 	
Pin	Wire Color	Circuit No.	Function	Pin	Wire Color	Circuit No.	Function
A	WHT	1310	EVAP Canister Vent Solenoid Control	A	WHT	1310	EVAP Canister Vent Solenoid Control
B	DK GRN	890	Fuel Tank Pressure Sensor Signal	B	DK GRN	890	Fuel Tank Pressure Sensor Signal
C	GRY	474	5-Volt Reference	C	GRY	474	5-Volt Reference
D	BLK/WHT	470	Low Reference	D	BLK	470	Low Reference
E	PPL	1589	Fuel Level Sensor Signal	E	PPL	1589	Fuel Level Sensor Signal
F	--	--	Not Used	F	--	--	Not Used

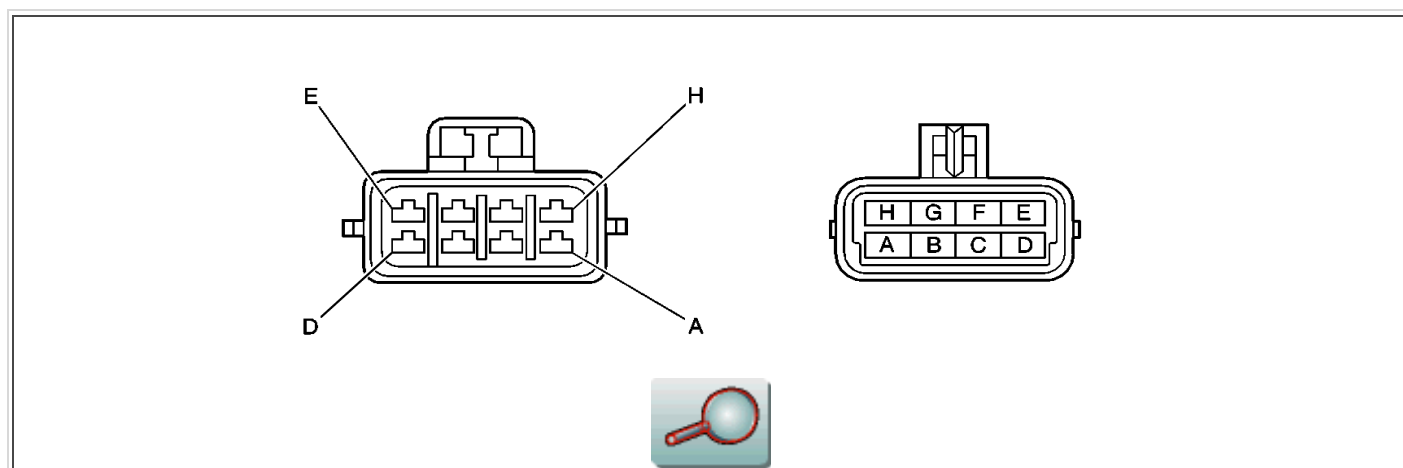
C106 (Forward Lamp Harness To Body Harness)



Connector Part Information		<ul style="list-style-type: none"> • 12052848 • 6-Way F Metri-Pack 		Connector Part Information		<ul style="list-style-type: none"> • 12124107 • 6-Way M Metri-Pack 	
-----------------------------------	--	--	--	-----------------------------------	--	--	--

150 Series, Sealed (BLK)				150 Series, Sealed (BLK)			
Pin	Wire Color	Circuit No.	Function	Pin	Wire Color	Circuit No.	Function
A	LT GRN/ BLK	735	Ambient Air Temperature Sensor Signal (w/Overhead Console)	A	LT GRN/ BLK	735	Ambient Air Temperature Sensor Signal (w/Overhead Console)
B	BLK/WHT	451	Ground (w/Overhead Console)	B	BLK/WHT	451	Ground (w/Overhead Console)
C	DK GRN/ WHT	636	Ambient Air Temperature Sensor Signal (w/Overhead Console)	C	DK GRN/ WHT	636	Ambient Air Temperature Sensor Signal (w/Overhead Console)
D	BLK	552	Low Reference (w/Overhead Console)	D	BLK	552	Low Reference (w/Overhead Console)
E	BLK/WHT	1851	Ground	E	BLK/WHT	1851	Ground
F	--	--	Not Used	F	--	--	Not Used

C106 (Forward Lamp Harness To Body Harness) (Export)

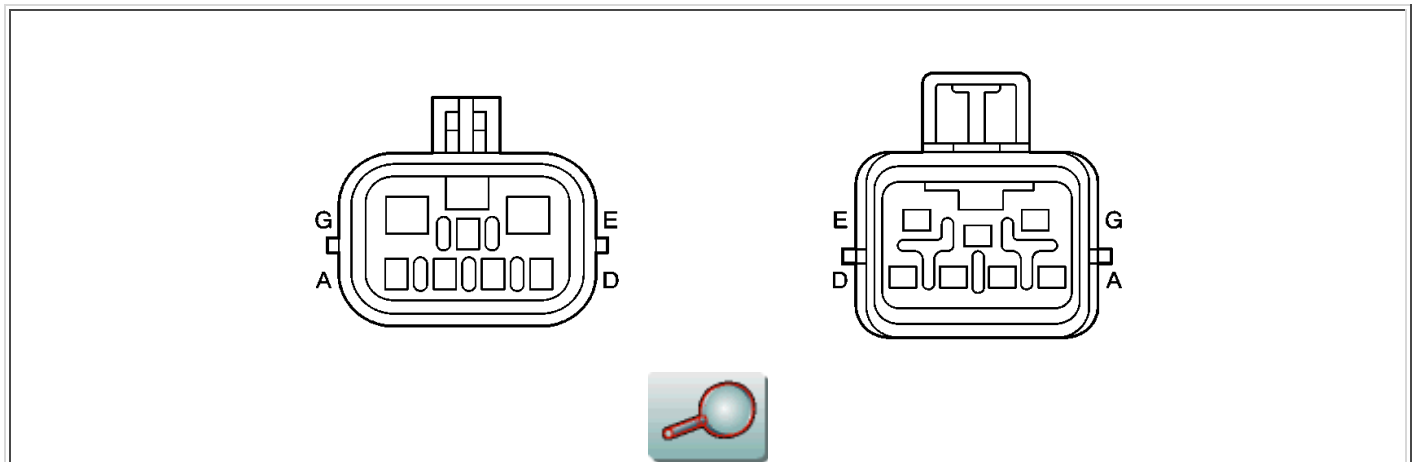


Connector Part Information	<ul style="list-style-type: none"> • 12047937 • 8-Way F Metri-Pack 150 Series, Sealed (BLK) 	Connector Part Information	<ul style="list-style-type: none"> • 12186108 • 8-Way M Metri-Pack 150 Series, Sealed (BLK)
-----------------------------------	---	-----------------------------------	---

Pin	Wire Color	Circuit No.	Function	Pin	Wire Color	Circuit No.	Function
A	LT GRN/ BLK	735	Ambient Air Temperature Sensor Signal	A	LT GRN/ BLK	735	Ambient Air Temperature Sensor Signal
B	BLK/WHT	451	Ground	B	BLK/WHT	451	Ground
C	DK GRN/ WHT	636	Ambient Air Temperature Sensor Signal	C	DK GRN/ WHT	636	Ambient Air Temperature Sensor Signal

D	BLK	552	Low Reference	D	BLK	552	Low Reference
E	DK GRN	189	Headlamp Leveling Motor Supply Voltage	E	DK GRN	189	Headlamp Leveling Motor Supply Voltage
F	BLK	1050	Ground	F	BLK	1050	Ground
G	BLK/WHT	1851	Ground	G	BLK/WHT	1851	Ground
H	--	--	Not Used	H	--	--	Not Used

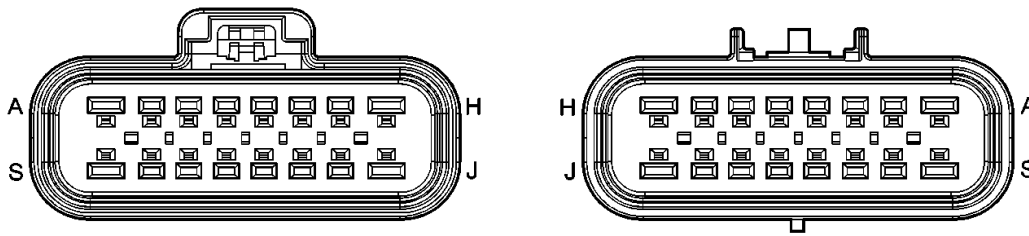
C108 (Electric Shift Transfer Case Extension Harness To Body Harness, NP1)



Connector Part Information		<ul style="list-style-type: none"> 12059472 7-Way F Metri-Pack 150, 480 Series Sealed (BLK) 		Connector Part Information		<ul style="list-style-type: none"> 12052200 7-Way M Metri-Pack 150, 480 Series Sealed (BLK) 	
Pin	Wire Color	Circuit No.	Function	Pin	Wire Color	Circuit No.	Function
A	BRN/WHT	1555	Channel P Encoder - Signal	A	BRN/WHT	1555	Channel P Encoder - Signal
B	BLK/WHT	1554	Encoder Signal Ground	B	BLK/WHT	1554	Encoder Signal Ground
C	DK BLU/WHT	1557	Channel A Encoder - Signal	C	DK BLU/WHT	1557	Channel A Encoder - Signal
D	YEL/BLK	1558	Channel B Encoder - Signal	D	YEL/BLK	1558	Channel B Encoder - Signal
E	BLK	1552	Motor Control A	E	BLK	1552	Motor Control A
F	RED/WHT	1556	Channel C Encoder - Signal	F	RED/WHT	1556	Channel C Encoder - Signal
G	RED	1553	Motor Control B	G	RED	1553	Motor Control B


C108 (Active Transfer Case Extension Harness To Body Harness, NP8)





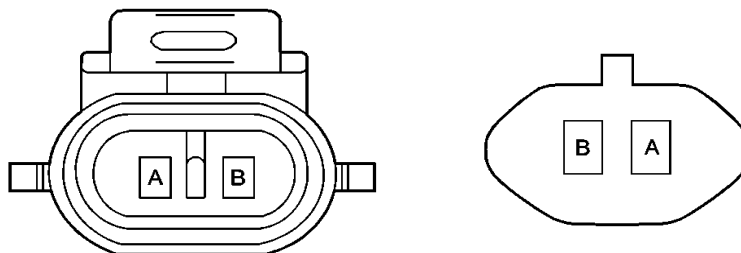
Connector Part Information		<ul style="list-style-type: none"> • 15326084 • 16-Way F Global Technology 150,280 Series (BLK) 		Connector Part Information		<ul style="list-style-type: none"> • 15326085 • 16-Way M Global Technology 150,280 Series (BLK) 	
Pin	Wire Color	Circuit No.	Function	Pin	Wire Color	Circuit No.	Function
A	BLK	1552	Motor Control A	A	BLK	1552	Motor Control A
B	YEL	400	Signal High - Front	B	YEL	400	Signal High - Front
C	PPL	401	Signal Low - Front	C	PPL	401	Signal Low - Front
D	LT GRN/ BLK	431	8-Volt Reference	D	LT GRN/ BLK	431	8-Volt Reference
E	BLK/WHT	1554	Encoder Signal Ground	E	BLK/WHT	1554	Encoder Signal Ground
F	BRN/WHT	1555	Channel P Encoder - Signal	F	BRN/WHT	1555	Channel P Encoder - Signal
G	RED/WHT	1556	Channel C Encoder - Signal	G	RED/WHT	1556	Channel C Encoder - Signal
H	ORN	1640	Battery Positive Voltage	H	ORN	1640	Battery Positive Voltage
J	RED	1553	Motor Control B	J	RED	1553	Motor Control B
K	LT BLU	2221	Signal High - Rear	K	LT BLU	2221	Signal High - Rear
L	DK GRN	2222	Signal Low - Rear	L	DK GRN	2222	Signal Low - Rear
M	DK BLU/ WHT	1557	Channel A Encoder - Signal	M	DK BLU/ WHT	1557	Channel A Encoder - Signal
N	YEL/BLK	1558	Channel B Encoder - Signal	N	YEL/BLK	1558	Channel B Encoder - Signal
P	BLK	850	Ground	P	BLK	850	Ground
R	--	--	Not Used	R	--	--	Not Used
S	TAN	1569	Lock Solenoid Control	S	TAN	1569	Lock Solenoid Control

C109 (Body Harness To the 4WAL/SIR Harness)



Connector Part Information		<ul style="list-style-type: none"> • 12052848 • 6-Way F Metri-Pack 280 Series, Sealed (BLK) 		Connector Part Information		<ul style="list-style-type: none"> • 12124107 • 6-Way M Metri-Pack 280 Series, Sealed (BLK) 	
Pin	Wire Color	Circuit No.	Function	Pin	Wire Color	Circuit No.	Function
A	YEL	2160	Front End Discriminating Sensor Signal	A	YEL	2160	Front End Discriminating Sensor Signal
B	BLK/WHT	2151	Ground	B	BLK/WHT	2151	Ground
C	LT BLU	830	Left Front Wheel Speed Sensor Signal	C	LT BLU	830	Left Front Wheel Speed Sensor Signal
D	DK GRN	872	Right Front Wheel Speed Sensor Signal	D	DK GRN	872	Right Front Wheel Speed Sensor Signal
E	YEL	873	Left Front Wheel Speed Sensor Low Reference	E	YEL	873	Left Front Wheel Speed Sensor Low Reference
F	TAN	833	Right Front Wheel Speed Sensor Low Reference	F	TAN	833	Right Front Wheel Speed Sensor Low Reference

C114 (w/4WD Front Axle Switch Extension Harness To Body Harness)



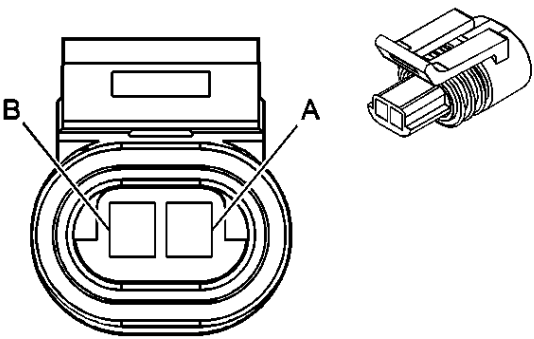
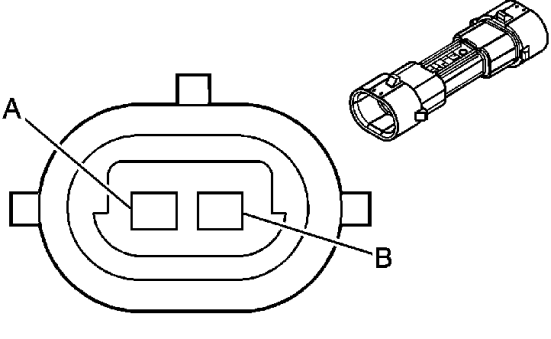


Connector Part Information		<ul style="list-style-type: none"> • 12052641 • 2-Way F Metri-Pack 150 Series, Sealed, (BLK) 		Connector Part Information		<ul style="list-style-type: none"> • 12162000 • 2-Way M Metri-Pack 150 Series, Sealed, (BLK) 	
Pin	Wire Color	Circuit No.	Function	Pin	Wire Color	Circuit No.	Function
A	BRN	241	Ignition 3 Voltage	A	BRN	241	Ignition 3 Voltage
B	BLK/WHT	1695	Axle Switch Signal	B	BLK/WHT	1695	Axle Switch Signal

C116 C1 (Active Transfer Case Harness To Engine Harness)

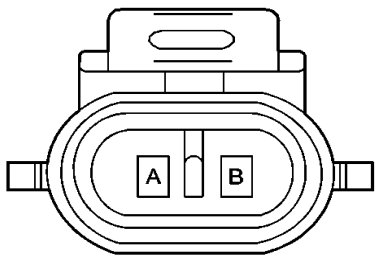
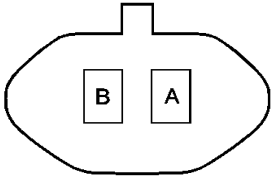

Connector Part Information		<ul style="list-style-type: none"> • 12162194 • 2-Way F Metri-Pack 150 Series Sealed, Pull-To-Seat (BLK) 		Connector Part Information		<ul style="list-style-type: none"> • 12160435 • 2-Way M Metri-Pack 150 Series, Insert Molded (BLK) 	
Pin	Wire Color	Circuit No.	Function	Pin	Wire Color	Circuit No.	Function
A	LT GRN/ BLK	822	VSS Low Signal	A	LT GRN/ BLK	822	VSS Low Signal
B	PPL/WHT	821	VSS High Signal	B	PPL/WHT	821	VSS High Signal

C116 C2 (Engine Harness To Active Transfer Case Harness)

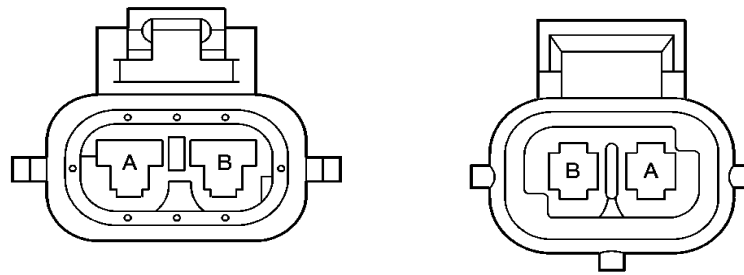
--	--	--	--	--	--	--	--

							
							
Connector Part Information		<ul style="list-style-type: none"> • 12162194 • 2-Way F Metri-Pack 150.2 Series Sealed, Pull-to-Seat (BLK) 		Connector Part Information		<ul style="list-style-type: none"> • 12160435 • 2-Way M Metri-Pack 150 Series, Insert Molded (BLK) 	
Pin	Wire Color	Circuit No.	Function	Pin	Wire Color	Circuit No.	Function
A	PPL/WHT	821	VSS High Signal	A	PPL/WHT	821	VSS High Signal
B	LT GRN/ BLK	822	VSS Low Signal	B	LT GRN/ BLK	822	VSS Low Signal

C117 (Engine Harness To AIR Harness, w/ California Emissions)

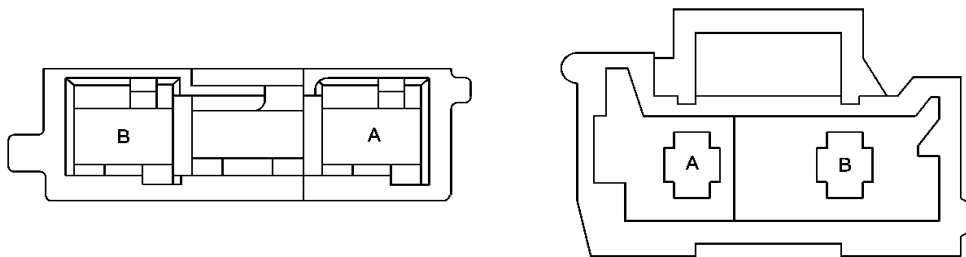
							
							
Connector Part Information		<ul style="list-style-type: none"> • 12052641 • 2-Way F Metri-Pack 150 Series, Sealed (BLK) 		Connector Part Information		<ul style="list-style-type: none"> • 12162000 • 2-Way M Metri-Pack 150 Series, Sealed (BLK) 	
Pin	Wire Color	Circuit No.	Function	Pin	Wire Color	Circuit No.	Function
A	PNK	639	Ignition 1 Voltage	A	PNK	639	Ignition 1 Voltage
B	BRN	436	AIR Pump Relay Control	B	BRN	436	AIR Pump Relay Control

C119 (4WAL/SIR Harness To AIR Jumper Harness)



Connector Part Information		<ul style="list-style-type: none"> • 12077988 • 2-Way F Metri-Pack 280 Series, Sealed (YEL) 		Connector Part Information		<ul style="list-style-type: none"> • 12084180 • 2-Way M Metri-Pack 280 Series, Sealed (YEL) 	
Pin	Wire Color	Circuit No.	Function	Pin	Wire Color	Circuit No.	Function
A	YEL	1834	Forward Discriminating Sensor Signal	A	YEL	1834	Forward Discriminating Sensor Signal
B	BLK/WHT	1851	Ground	B	BLK/WHT	1851	Ground

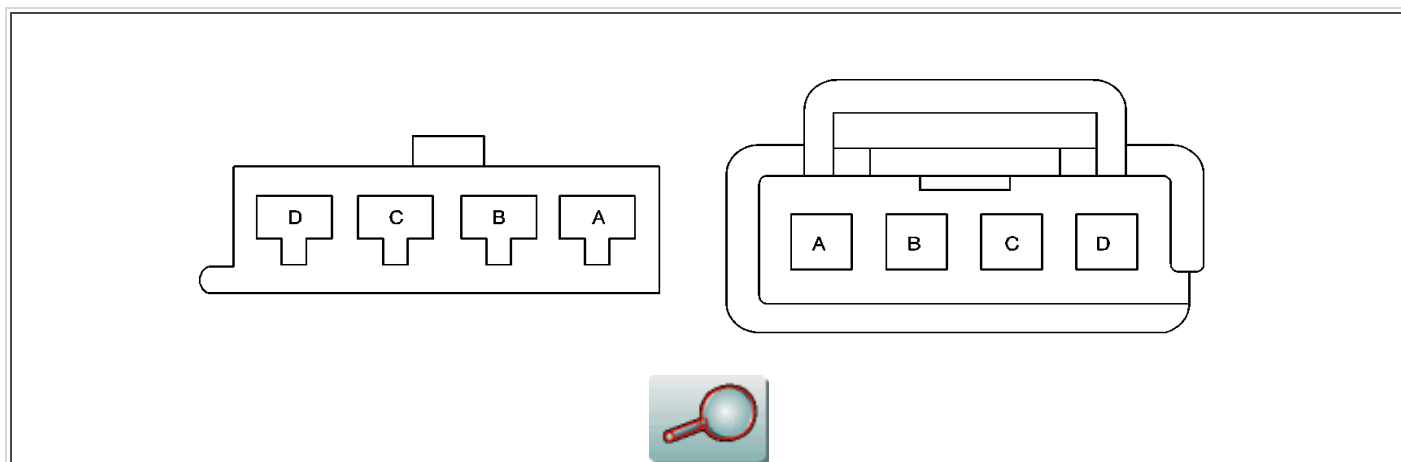
C200 (IP Harness To Body Harness)



Connector Part Information		<ul style="list-style-type: none"> • 12092865 • 2-Way F Metri-Pack 280 Series, (YEL) 		Connector Part Information		<ul style="list-style-type: none"> • 15336589 • 2-Way M Metri-Pack 280 Series, (YEL) 	
Pin	Wire Color	Circuit No.	Function	Pin	Wire Color	Circuit No.	Function
A	WHT/BLK	1403	I/P Module - High Control	A	WHT/BLK	1403	I/P Module - High Control


B	DK GRN/ WHT	1404	I/P Module - Low Control	B	DK GRN/ WHT	1404	I/P Module - Low Control
---	----------------	------	--------------------------	---	----------------	------	--------------------------

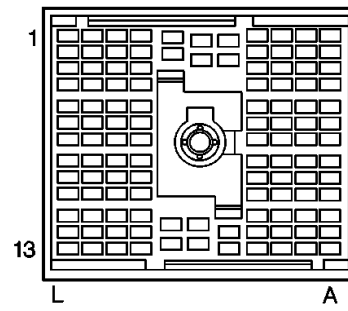
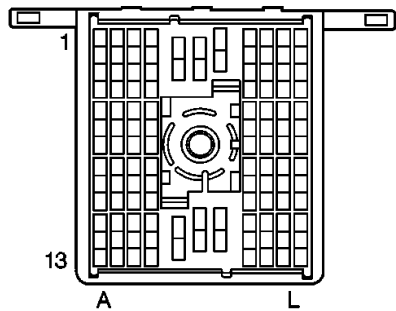
C201 (Steering Column Harness To Redundant Steering Wheel Control Harness)



Connector Part Information		<ul style="list-style-type: none"> • 12092162 • 4-Way F Metri-Pack 150 Series, (BLK) 		Connector Part Information		<ul style="list-style-type: none"> • 15326050 • 4-Way M Metri-Pack 150 Series, (BLK) 	
Pin	Wire Color	Circuit No.	Function	Pin	Wire Color	Circuit No.	Function
A	YEL	43	Accessory Voltage	A	YEL	43	Accessory Voltage
B	GRY	949	Instrument Panel Lamp Supply Voltage - 2	B	GRY	949	Instrument Panel Lamp Supply Voltage - 2
				B	GRY	949	Instrument Panel Lamp Supply Voltage - 2
C	LT GRN	1011	Remote Radio Control Signal	C	LT GRN	1011	Remote Radio Control Signal
				C	LT GRN	1011	Remote Radio Control Signal
D	BLK	152	Ground	D	BLK	152	Ground
				D	BLK	152	Ground

C203 (Body Harness To IP Harness)





Connector Part Information		<ul style="list-style-type: none"> • 12162463 • 116-Way F Metri-Pack 150, 280 Series (BLK) 		Connector Part Information		<ul style="list-style-type: none"> • 15318195 • 116-Way M Metri-Pack Junction Systems (BLK) 	
Pin	Wire Color	Circuit No.	Function	Pin	Wire Color	Circuit No.	Function
A1	LT BLU	115	Right Rear Speaker Output (-) (Except Pickup)	A1	LT BLU	115	Right Rear Speaker Output (-) (Except Pickup)
A2	DK BLU	46	Right Rear Speaker Output (+) (Except Pickup)	A2	DK BLU	46	Right Rear Speaker Output (+) (Except Pickup)
A3	YEL	116	Left Rear Speaker Output (-) (Except Pickup)	A3	YEL	116	Left Rear Speaker Output (-) (Except Pickup)
A4	BRN	199	Left Rear Speaker Output (+) (Except Pickup)	A4	BRN	199	Left Rear Speaker Output (+) (Except Pickup)
A5	GRY	118	Left Front Speaker Output (-) (Except Pickup)	A5	GRY	118	Left Front Speaker Output (-) (Except Pickup)
	YEL	116	Left Rear Speaker Output (-) (Pickup)		YEL	116	Left Rear Speaker Output (-) (Pickup)
A6	TAN	201	Left Front Speaker Output (+) (Except Pickup)	A6	TAN	201	Left Front Speaker Output (+) (Except Pickup)
	BRN	118	Left Rear Speaker Output (+) (Pickup)		BRN	199	Left Rear Speaker Output (+) (Pickup)
A7	BARE	2011	Drain Wire (w/AU3/A31)	A7	--	--	Not Used
A8	--	--	Not Used	A8	--	--	Not Used
A9	DK GRN	1301	RAP Fuse Supply Voltage (Except Pickup)	A9	DK GRN	1301	RAP Fuse Supply Voltage (Except Pickup)

A10	BRN	1244	Instrument Panel Lamp Supply Voltage - 2 (w/AU3/A31 Except Pickup)	A10	BRN	1244	Instrument Panel Lamp Supply Voltage - 2 (Except Pickup)
A11	DK GRN	801	RAP Fuse Supply Voltage (w/AU3/A31 Except Pickup)	A11	DK GRN	801	RAP Fuse Supply Voltage (Except Pickup)
A12	DK BLU	1796	Steering Wheel Controls Signal	A12	DK BLU	1796	Steering Wheel Controls Signal (Except Pickup)
A13	--	--	Not Used	A13	--	--	Not Used
B1	BRN	41	Ignition 3 Voltage	B1	BRN	41	Ignition 3 Voltage
B2	--	--	Not Used	B2	--	--	Not Used
B3	LT GRN	262	Driver Door Key Switch Signal (w/AU3)	B3	LT GRN	262	Driver Door Key Switch Signal (Except Pickup Base)
B4-B5	--	--	Not Used	B4-B5	--	--	Not Used
B6	WHT	193	Rear Defog Relay Control	B6	WHT	193	Rear Defog Relay Control (Except Pickup Base)
B7	WHT	1390	Off/Run/Crank Voltage	B7	WHT	1390	Off/Run/Crank Voltage
B8	ORN	1740	Battery Positive Voltage (w/ A/C)	B8	ORN	1740	Battery Positive Voltage (Except Pickup Base)
B9	ORN	640	Battery Positive Voltage	B9	ORN	640	Battery Positive Voltage
B10	ORN	240	Battery Positive Voltage	B10	ORN	240	Battery Positive Voltage
B11	ORN	40	Battery Positive Voltage	B11	ORN	40	Battery Positive Voltage
B12	PPL	34	Fog Lamps Supply Voltage (w/ANL)	B12	PPL	34	Fog Lamps Supply Voltage (Except Pickup Base)
B13	--	--	Not Used	B13	--	--	Not Used
C1	--	--	Not Used	C1	--	--	Not Used
C2	GRY	391	Rear Window Wiper Switch Signal (Utility)	C2	GRY	391	Rear Window Wiper Switch Signal (Utility)
C3	--	--	Not Used	C3	--	--	Not Used
C4	ORN	52	High Blower Motor Control	C4	ORN	52	High Blower Motor Control
C5	TAN	63	Medium 1 Blower Motor Control	C5	TAN	63	Medium 1 Blower Motor Control

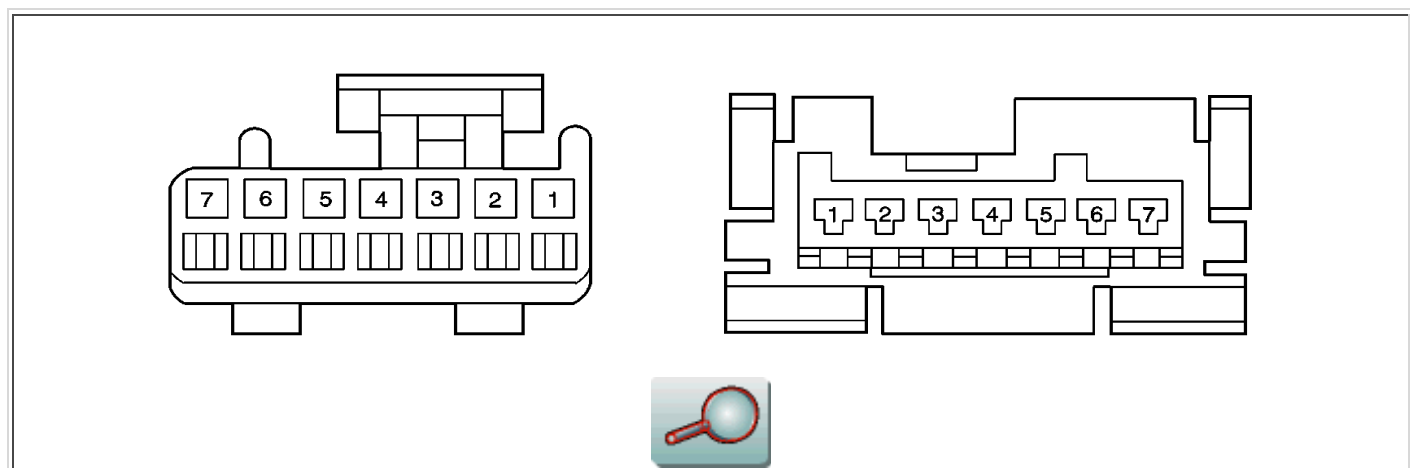
C6	BRN	64	High Blower Motor Relay Control	C6	BRN	64	High Blower Motor Relay Control
C7	LT BLU	72	Medium 2 Blower Motor Control	C7	LT BLU	72	Medium 2 Blower Motor Control
C8	LT BLU	203	A/C Request Signal	C8	LT BLU	203	A/C Request Signal (Except Pickup Base)
C9-C13	--	--	Not Used	C9-C13	--	--	Not Used
D1-D4	--	--	Not Used	D1-D4	--	--	Not Used
D5	LT BLU	733	Air Temperature Door Control	D5	LT BLU	733	Air Temperature Door Control
D6-D13	--	--	Not Used	D6-D13	--	--	Not Used
E1	DK GRN	392	Rear Window Washer Pump Control (Utility)	E1	DK GRN	392	Rear Window Washer Pump Control (Utility)
	DK GRN	392	Rear Window Washer Pump Control (Utility)				
E2	BLK	1050	Ground (Except Pickup Base)	E2	BLK	1050	Ground (Except Pickup Base)
E11	DK GRN/WHT	817	Vehicle Speed Signal	E11	DK GRN/WHT	389	Vehicle Speed Signal
E12	WHT	352	Headlamp Relay Coil Supply Voltage	E12	WHT	352	Headlamp Relay Coil Supply Voltage
	WHT	352	Headlamp Relay Coil Supply Voltage				
F1	PNK	3	Ignition 1 Voltage	F1	PNK	3	Ignition 1 Voltage
F2	YEL	143	Accessory Voltage	F2	YEL	143	Accessory Voltage
	YEL	143	Accessory Voltage				
F11	BRN	2409	Interior Park Lamps Supply Voltage (w/ AU3/ A31)	F11	BRN	2409	Interior Park Lamps Supply Voltage (w/ AU3/ A31)
	BRN	2409	Interior Park Lamps Supply Voltage (w/ AU3/ A31)				
F12	BLK	1050	Ground	F12	BLK	1050	Ground
	BLK	1050	Ground (w/ E09)		BLK	1050	Ground (w/ E09)
G1	PPL/WHT	1382	LED Dimming Signal	G1	PPL/WHT	1382	LED Dimming Signal
	PPL/WHT	1382	LED Dimming Signal (Utility and Crew Cab)		PPL/WHT	1382	LED Dimming Signal (Utility and Crew Cab)
G2	GRY	1220	Instrument Panel Lamps Fuse Supply	G2	GRY	1220	Instrument Panel Lamps Fuse Supply

			Voltage - 2				
	GRY	1220	Instrument Panel Lamps Fuse Supply Voltage - 2 (Except Pickup)				Voltage - 2
G11	ORN	54	Front Door Latch Switch Signal	G11	--	--	Not Used
	ORN	54	Front Door Latch Switch Signal (Pickup w/AU3)				
G12	WHT	156	Courtesy Lamp Switch Signal	G12	WHT	156	Courtesy Lamp Switch Signal
					WHT	156	Courtesy Lamp Switch Signal
H1	--	--	Not Used	H1	--	--	Not Used
H2	LT GRN/ BLK	431	8-Volt Reference (NP8)	H2	LT GRN/ BLK	431	8-Volt Reference (NP8)
H3	PNK	1561	AWD Indicator Control (NP8 w/4WD)	H3	PNK	1561	AWD Indicator Control (NP8 w/4WD)
H3	DK GRN/WHT	1559	4 Lo Switch - Signal (NP1 w/4WD)	H3	DK GRN/WHT	1559	4 Lo Switch - Signal (NP1 w/4WD)
H4	LT BLU	1693	Switch Signal (NP8 w/4WD)	H4	LT BLU	1693	Switch Signal (NP8 w/4WD)
H4	DK GRN/WHT	1562	2 Hi Switch - Signal (NP1 w/4WD)	H4	DK GRN/WHT	1562	2 Hi Switch - Signal (NP1 w/4WD)
H5	LT GRN/ BLK	1563	2 Hi Indicator Control (w/4WD)	H5	LT GRN/ BLK	1563	2 Hi Indicator Control (w/4WD)
H6	BRN	1560	Neutral Indicator Control (NP8 w/4WD)	H6	BRN	1560	Neutral Indicator Control (NP8 w/4WD)
H6	GRY/BLK	1564	4 Hi Switch - Signal (NP1 w/4WD)	H6	GRY/BLK	1564	4 Hi Switch - Signal (NP1 w/4WD)
H7	PPL/WHT	1565	4 Lo Indicator Control (w/4WD)	H7	PPL/WHT	1565	4 Lo Indicator Control (w/4WD)
H8	TAN/BLK	1566	4 Hi Indicator Control (w/4WD)	H8	TAN/BLK	1566	4 Hi Indicator Control (w/4WD)
H9	BRN	2409	Interior Park Lamps Supply Voltage	H9	BRN	2409	Interior Park Lamps Supply Voltage
H10-H12	--	--	Not Used	H10-H12	--	--	Not Used

H13	BLK/WHT	451	Ground	H13	BLK/WHT	451	Ground
J1	PNK	39	Ignition 1 Voltage	J1	PNK	39	Ignition 1 Voltage
J2	PNK	139	Ignition 1 Voltage	J2	PNK	139	Ignition 1 Voltage
J3	YEL	1139	Ignition 1 Voltage	J3	YEL	1139	Ignition 1 Voltage
J4	PNK	639	Ignition 1 Voltage (w/ E09)	J4	PNK	639	Ignition 1 Voltage (w/ E09)
J5	--	--	Not Used	J5	--	--	Not Used
J6	LT BLU/ WHT	1414	Left Front Turn Signal Switch Signal	J6	LT BLU/ WHT	1414	Left Front Turn Signal Switch Signal
J7	DK BLU/ WHT	1415	Right Front Turn Signal Switch Signal	J7	DK BLU/ WHT	1415	Right Front Turn Signal Switch Signal
J8	--	--	Not Used	J8	--	--	Not Used
J9	BRN	1356	Flash to Pass Switch Signal	J9	BRN	1356	Flash to Pass Switch Signal
J10-J11	--	--	Not Used	J10-J11	--	--	Not Used
J12	DK GRN	189	Headlamp Leveling Motor Supply Voltage (w/ E09)	J12	DK GRN	189	Headlamp Leveling Motor Supply Voltage (w/ E09)
J13	--	--	Not Used	J13	--	--	Not Used
K1	BRN	341	Ignition 3 Voltage	K1	BRN	341	Ignition 3 Voltage
K2	BRN	241	Ignition 3 Voltage (Except Pickup Base)	K2	BRN	241	Ignition 3 Voltage (Except Pickup Base)
K3	BRN	441	Ignition 3 Voltage	K3	BRN	441	Ignition 3 Voltage
K4	PNK	1020	Off/Run/Crank Voltage	K4	PNK	1020	Off/Run/Crank Voltage
K5	--	--	Not Used	K5	--	--	Not Used
K6	ORN	1732	Courtesy Lamps Supply Voltage	K6	ORN	1732	Courtesy Lamps Supply Voltage
K7	DK GRN	117	Right Front Speaker Output (-) (Except Pickup)	K7	DK GRN	117	Right Front Speaker Output (-) (Except Pickup)
	LT BLU	115	Right Rear Speaker Output (-) (Pickup)		LT BLU	115	Right Rear Speaker Output (-) (Pickup)
K8	LT GRN	200	Right Front Speaker Output (+) (Except Pickup)	K8	LT GRN	200	Right Front Speaker Output (+) (Except Pickup)
	DK BLU	46	Right Rear Speaker Output (+) (Pickup)		DK BLU	46	Right Rear Speaker Output (+) (Pickup)
K9	BARE	2012	Right Front Audio Drain Wire (w/UQ3)	K9	--	--	Not Used

K10	--	--	Not Used	K10	--	--	Not Used
K11	LT BLU	74	Park Lamp Switch Signal	K11	LT BLU	74	Park Lamp Switch Signal
K12	PNK	353	I/P Module Suppression Indicator Control (Pickup)	K12	PNK	353	I/P Module Suppression Indicator Control (Pickup)
K13	TAN/BLK	371	I/P Module Disable Switch Signal (Pickup)	K13	TAN/BLK	371	I/P Module Disable Switch Signal (Pickup)
L1	--	--	Not Used	L1	--	--	Not Used
L2	BRN/WHT	419	MIL Control	L2	BRN/WHT	419	MIL Control
L3	--	--	Not Used	L3	--	--	Not Used
L4	ORN/BLK	1786	Park/Neutral Signal	L4	ORN/BLK	1786	Park/Neutral Signal
L5	TAN/WHT	331	Oil Pressure Sensor Signal	L5	TAN/WHT	331	Oil Pressure Sensor Signal
L6	WHT	121	Engine Speed Signal	L6	WHT	121	Engine Speed Signal
L7	GRY	1036	IPC Class 2 Serial Data	L7	GRY	1036	IPC Class 2 Serial Data
L8-L13	--	--	Not Used	L8-L13	--	--	Not Used

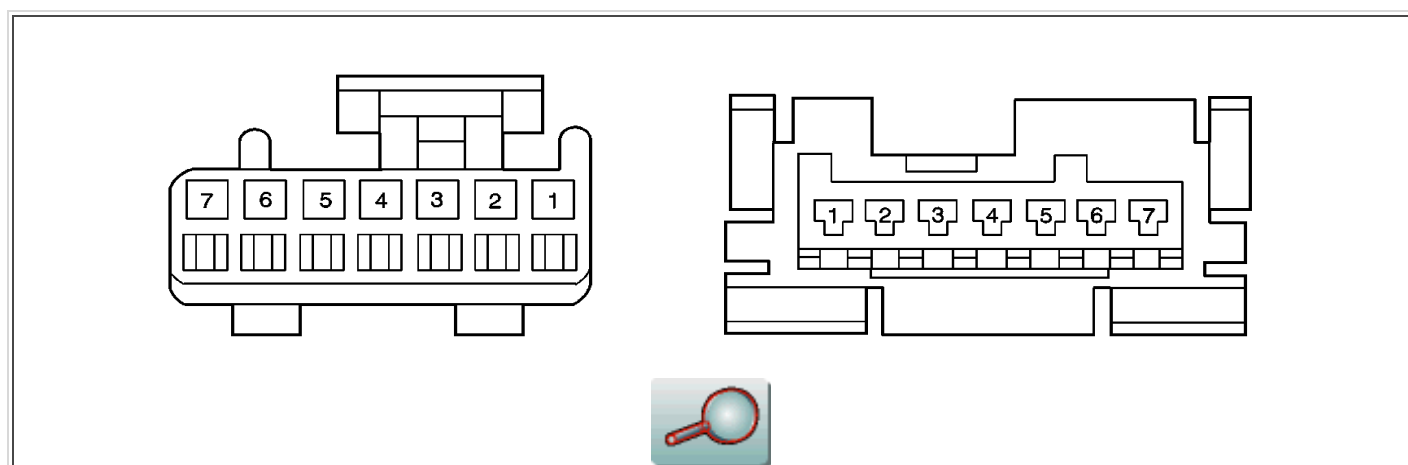
C204 (Column Shifter Plug To Body Harness)



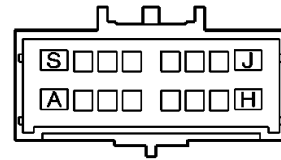
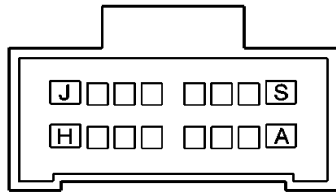
Connector Part Information		<ul style="list-style-type: none"> • 12065873 • 7-Way F Micro-Pack 100 Series (BLK) 		Connector Part Information		<ul style="list-style-type: none"> • 12065874 • 7-Way M Micro-Pack 100 Series (BLK) 	
Pin	Wire Color	Circuit No.	Function	Pin	Wire Color	Circuit No.	Function
1	--	--	Not Used	1	BLK	1850	Ground
2	--	--	Not Used	2	LT GRN/ BLK	584	A/T Shift Lock Control Switch Supply Voltage

3	DK GRN/WHT	1135	A/T Shift Lock Control Solenoid Supply Voltage	3	YEL	1996	Remote Shift Selector Signal
4	--	--	Not Used	4	GRY	1220	Instrument Panel Lamps Fuse Supply Voltage - 2
5	DK GRN/WHT	1135	A/T Shift Lock Control Solenoid Supply Voltage	5	DK GRN/WHT	1135	A/T Shift Lock Control Solenoid Supply Voltage
6	--	--	Not Used	6	PNK	1020	Off/Run/Crank Voltage
7	--	--	Not Used	7	LT BLU	553	Tow/Haul Switch Signal

C204 (Floor Shifter Harness To Body Harness) (Utility and Crew Cab)



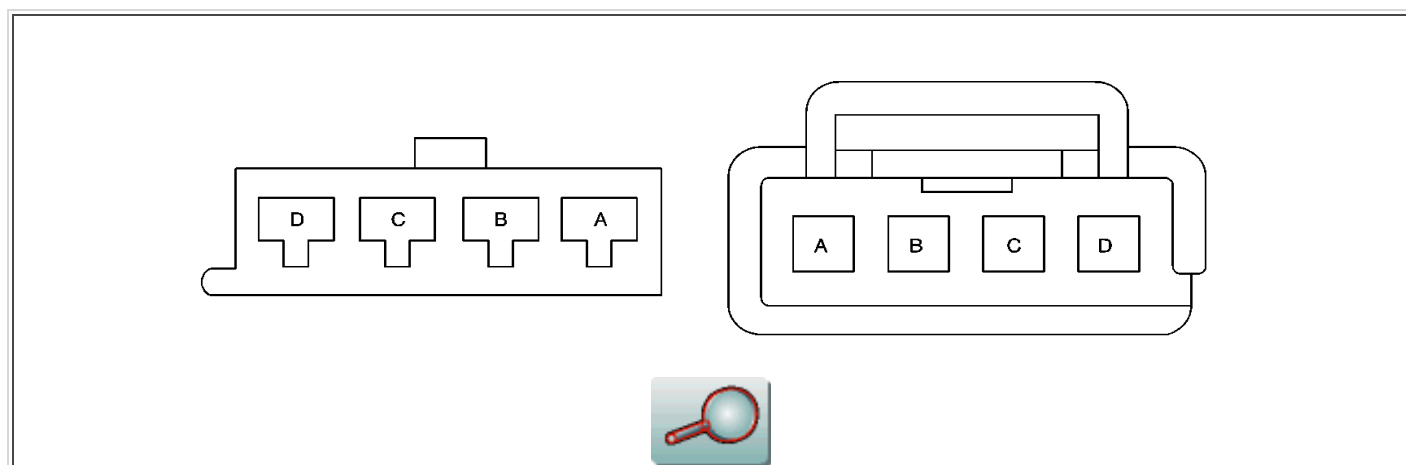
Connector Part Information		<ul style="list-style-type: none"> • 12065873 • 7-Way F Micro-Pack 100 Series (BLK) 		Connector Part Information		<ul style="list-style-type: none"> • 12065874 • 7-Way M Micro-Pack 100 Series (BLK) 	
Pin	Wire Color	Circuit No.	Function	Pin	Wire Color	Circuit No.	Function
1	BLK	1850	Ground	1	BLK	1850	Ground
2	LT GRN/ BLK	584	A/T Shift Lock Control Switch Supply Voltage	2	LT GRN/ BLK	584	A/T Shift Lock Control Switch Supply Voltage
3	YEL	1996	Remote Shift Selector Signal	3	YEL	1996	Remote Shift Selector Signal
4	GRY	1220	Instrument Panel Lamps Fuse Supply Voltage - 2	4	GRY	1220	Instrument Panel Lamps Fuse Supply Voltage - 2
5	DK GRN/ WHT	1135	A/T Shift Lock Control Solenoid Supply Voltage	5	DK GRN/ WHT	1135	A/T Shift Lock Control Solenoid Supply Voltage
6	PNK	1020	Off/Run/Crank Voltage	6	PNK	1020	Off/Run/Crank Voltage
7	LT BLU	553	Tow/Haul Switch Signal	7	LT BLU	553	Tow/Haul Switch Signal

C209 (Dome Harness To Body Harness)

Connector Part Information		<ul style="list-style-type: none"> • 15305133 • 16-Way F Global Technology 150, 280 Series (BLK) 		Connector Part Information		<ul style="list-style-type: none"> • 15305132 • 16-Way M Global Technology 150, 280 Series (BLK) 	
Pin	Wire Color	Circuit No.	Function	Pin	Wire Color	Circuit No.	Function
A	DK GRN	1001	RAP Fuse Supply Voltage - Utility	A	DK GRN	1001	RAP Fuse Supply Voltage - Utility
B	LT GRN	1324	Backup Lamp Supply Voltage - Utility	B	LT GRN	1324	Backup Lamp Supply Voltage - Utility
C	BLK	1850	Ground - Pickup	C	BLK	1850	Ground - Pickup
C	YEL	1127	Trip Computer Class 2 Serial Data - Utility	C	YEL	1127	Trip Computer Class 2 Serial Data - Utility
D	--	--	Not Used	D	--	--	Not Used
E	LT BLU	1320	CHMSL Supply Voltage - Pickup	E	LT BLU	1320	CHMSL Supply Voltage - Pickup
E	GRY	1220	Instrument Panel Lamps Fuse Supply Voltage - 2, Utility	E	GRY	1220	Instrument Panel Lamps Fuse Supply Voltage - 2, Utility
F	LT BLU	115	Right Rear Speaker Output (-) Ext Cab Pickup	F	LT BLU	115	Right Rear Speaker Output (-) Ext Cab Pickup
F	BLK/WHT	451	Ground - Utility	F	BLK/WHT	451	Ground - Utility
G	DK BLU	46	Right Rear Speaker Output (+) Ext Cab Pickup	G	DK BLU	46	Right Rear Speaker Output (+) Ext Cab Pickup
G	LT GRN/ BLK	735	Ambient Air Temperature Sensor Signal - Utility	G	LT GRN/ BLK	735	Ambient Air Temperature Sensor Signal - Utility
H	YEL	116	Left Rear Speaker Output (-) Ext Cab Pickup	H	YEL	116	Left Rear Speaker Output (-) Ext Cab Pickup

H	BLK	1850	Ground - Utility	H	BLK	1850	Ground - Utility
J	BRN	199	Left Rear Speaker Output (+) Ext Cab Pickup	J	BRN	199	Left Rear Speaker Output (+) Ext Cab Pickup
K	ORN	1732	Courtesy Lamps Supply Voltage	K	ORN	1732	Courtesy Lamps Supply Voltage
L	WHT	156	Courtesy Lamp Switch Signal	L	WHT	156	Courtesy Lamp Switch Signal
M	PPL/WHT	1382	Led Dimming Signal (Except Pickup)	M	PPL/WHT	1382	Led Dimming Signal (Except Pickup)
N	DK GRN/ WHT	817	Vehicle Speed Signal (Except Pickup)	N	DK GRN/ WHT	817	Vehicle Speed Signal (Except Pickup)
P	DK GRN	1301	RAP Fuse Supply Voltage (Except Pickup)	P	DK GRN	1301	RAP Fuse Supply Voltage (Except Pickup)
R	ORN	40	Battery Positive Voltage	R	ORN	40	Battery Positive Voltage
S	BRN	341	Ignition 3 Voltage (Utility)	S	BRN	341	Ignition 3 Voltage (Utility)
				S	BRN	341	Ignition 3 Voltage (Utility)

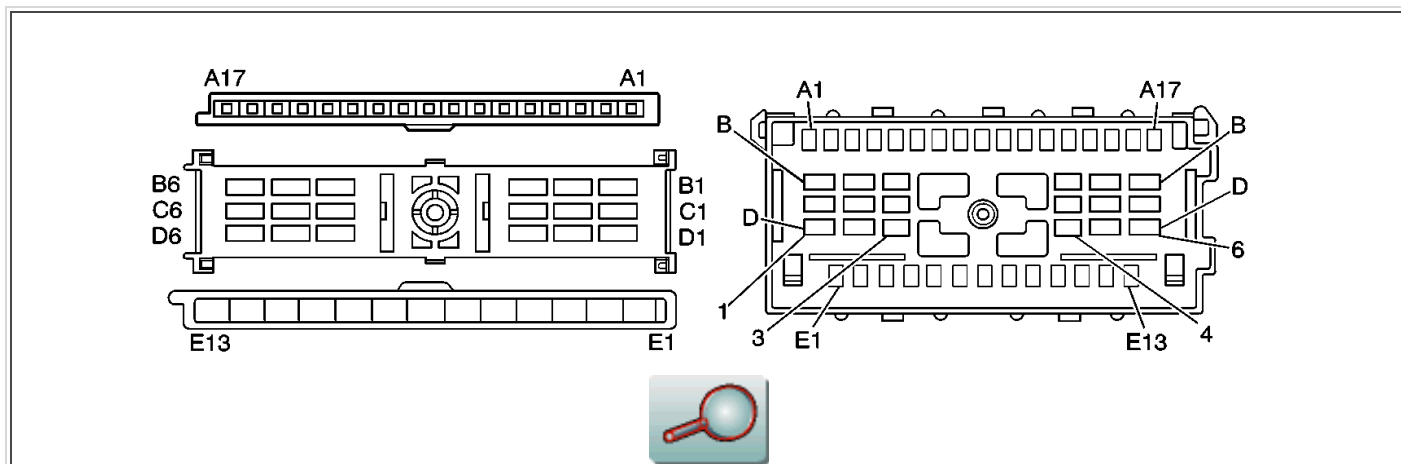
C210 (Body Harness To Redundant Steering Wheel Controls Harness)



Connector Part Information		<ul style="list-style-type: none"> • 12092162 • 4-Way F Metri-Pack 150 Series (BLK) 		Connector Part Information		<ul style="list-style-type: none"> • 15326050 • 4-Way M Metri-Pack 150 Series (BLK) 	
Pin	Wire Color	Circuit No.	Function	Pin	Wire Color	Circuit No.	Function
A	YEL	43	Accessory Voltage	A	DK GRN	801	RAP Fuse Supply Voltage
B	GRY	949	Instrument Panel Lamp Supply Voltage	B	BRN	1244	Instrument Panel Lamp Supply Voltage

			- 2				- 2
C	LT GRN	1011	Remote Radio Control Signal	C	DK BLU	1796	Steering Wheel Controls Signal
D	BLK/WHT	152	DIC Gage LED Control	D	BLK	1850	Ground

C211 (Steering Column Harness To Body Harness)



Connector Part Information	<ul style="list-style-type: none"> • 12047842 • 17-Way F Metri-Pack 150 Series (BLK) • 12084183 • 18-Way F Metri-Pack 280, 630 Series (BLK) • 12047840 • 13-Way F Metri-Pack 280 Series (GRY) 	Connector Part Information	<ul style="list-style-type: none"> • 12077822 • 48-Way M Metri-Pack 150, 280, 630 Series (BLK)
-----------------------------------	---	-----------------------------------	--

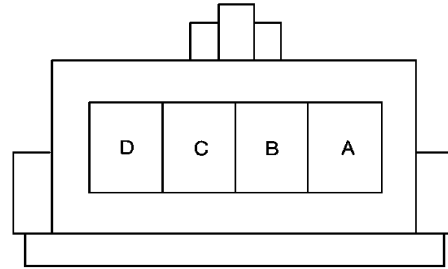
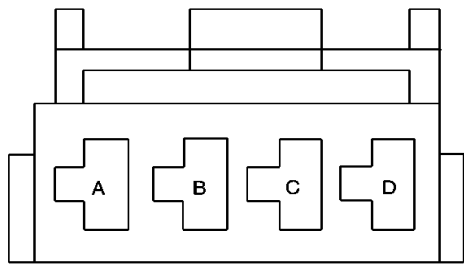
Pin	Wire Color	Circuit No.	Function	Pin	Wire Color	Circuit No.	Function
A1	WHT	17	Stop Lamp Switch Signal	A1	WHT	17	Stop Lamp Switch Signal (Utility Except Export)
A2	PNK	139	Ignition 1 Voltage	A2	PNK	139	Ignition 1 Voltage
A3	LT BLU	1508	Turn/Hazard Module Supply Voltage	A3	LT BLU	1508	Turn/Hazard Module Supply Voltage
A4	ORN	140	Battery Positive Voltage	A4	ORN	140	Battery Positive Voltage
A5	PPL	1697	Turn/Hazard Module Signal	A5	PPL	1697	Turn/Hazard Module Signal
A6	DK BLU	1415	Right Front Turn Signal Switch Signal	A6	DK BLU/ WHT	1415	Right Front Turn Signal Switch Signal
A7	LT BLU	1414	Left Front Turn Signal Switch Signal	A7	LT BLU/ 1414	1414	Left Front Turn Signal Switch Signal

					WHT		
A8	WHT	1356	Flash to Pass Switch Signal	A8	BRN	1356	Flash to Pass Switch Signal
A9	DK GRN/ WHT	1786	Park/Neutral Signal	A9	ORN/BLK	1786	Park/Neutral Signal
A10	LT BLU	895	Left Rear Stop Lamp Supply Voltage (Pickup)	A10	YEL/BLK	895	Left Rear Stop Lamp Supply Voltage (Pickup)
A11	BLK	28	Horn Relay Control	A11	BLK	28	Horn Relay Control
A12	GRY	397	Cruise Control On Switch Signal (w/ K34)	A12	GRY	397	Cruise Control On Switch Signal (w/ K34)
A13	BRN	41	Ignition 3 Voltage (w/ K34)	A13	BRN	41	Ignition 3 Voltage (w/ K34)
A14	DK BLU	84	Cruise Control Set/Coast Switch Signal (w/ K34)	A14	DK BLU	84	Cruise Control Set/Coast Switch Signal (w/ K34)
A15	GRY/BLK	87	Cruise Control Resume/Accel Switch Signal (w/ K34)	A15	GRY/BLK	87	Cruise Control Resume/Accel Switch Signal (w/ K34)
A16	BLK	1850	Ground	A16	BLK	1850	Ground
A17	DK GRN/ WHT	1135	A/T Shift Lock Control Solenoid Supply Voltage (Pickup)	A17	DK GRN/ WHT	1135	A/T Shift Lock Control Solenoid Supply Voltage (Pickup)
A17	DK GRN/ WHT	1996	Remote Shift Select Signal (Utility)	A17	YEL	1996	Remote Shift Select Signal (Utility)
B1	RED	242	Battery Positive Voltage	B1	RED	242	Battery Positive Voltage
B2	--	--	Not Used	B2	--	--	Not Used
B3	LT GRN	80	Key in Ignition Switch Signal	B3	LT GRN	80	Key in Ignition Switch Signal
B4	TAN	159	Driver Door Switch Signal	B4	BLK	1850	Driver Door Switch Signal
B5	--	--	Not Used	B5	LT BLU	553	Tow/Haul Switch Signal (w/ A/T)
					LT BLU	553	Tow/Haul Switch Signal (w/ A/T)
B6	--	--	Not Used	B6	--	--	Not Used
C1	WHT	1390	Off/Run/Crank Voltage	C1	WHT	1390	Off/Run/Crank Voltage
C2	RED/WHT	812	12-Volt Reference	C2	RED/WHT	812	12-Volt Reference
C3	--	--	Not Used	C3	--	--	Not Used
C4	ORN/BLK	1057	Low Reference	C4	ORN/BLK	1057	Low Reference
C5	PNK	3	Ignition 1 Voltage	C5	PNK	3	Ignition 1 Voltage

					PNK	3	Ignition 1 Voltage
C6	ORN	300	Ignition 3 Voltage	C6	ORN	300	Ignition 3 Voltage
D1	YEL	5	Crank Voltage	D1	YEL	5	Crank Voltage
D2	RED	342	Battery Positive Voltage	D2	RED	342	Battery Positive Voltage
D3	YEL	1836	Security System Sensor Signal	D3	YEL	1836	Security System Sensor Signal
D4	--	--	Not Used	D4	--	--	Not Used
D5	RED	740	Battery Positive Voltage	D5	ORN	740	Battery Positive Voltage
D6	BRN	4	Accessory Voltage	D6	BRN	4	Accessory Voltage
E1	GRY	1696	Turn/Hazard Module 2 Supply Voltage	E1	GRY	1696	Turn/Hazard Module 2 Supply Voltage
E2	BLK	1850	Ground	E2	BLK	1850	Ground
E2	BLK	1850	Ground				
E3	PPL	92	Windshield Wiper Motor High Speed	E3	PPL	92	Windshield Wiper Motor High Speed
E4	YEL	143	Accessory Voltage	E4	YEL	143	Accessory Voltage
E5	GRY	112	Windshield Wiper Switch Signal 1	E5	GRY	112	Windshield Wiper Switch Signal 1
E6	DK GRN	1419	Right Rear Turn Signal Switch Signal	E6	DK GRN/ WHT	1419	Right Rear Turn Signal Switch Signal
E7	YEL	1418	Left Rear Turn Signal Switch Signal	E7	YEL/BLK	1418	Left Rear Turn Signal Switch Signal
E8	DK GRN	113	Windshield Wiper Switch Signal 2	E8	DK GRN	113	Windshield Wiper Switch Signal 2
E9	RED	228	Windshield Washer Pump Control	E9	RED	228	Windshield Washer Pump Control
E10	ORN	1140	Battery Positive Voltage	E10	ORN	1140	Battery Positive Voltage
E11	LT GRN	524	Headlamp Dimmer Switch High Beam Signal	E11	PPL	524	Headlamp Dimmer Switch High Beam Signal
E12	TAN	525	Headlamp Dimmer Switch Low Beam Signal	E12	YEL	525	Headlamp Dimmer Switch Low Beam Signal
E13	YEL/RED	10	Headlamp Switch Signal	E13	YEL	10	Headlamp Switch Signal

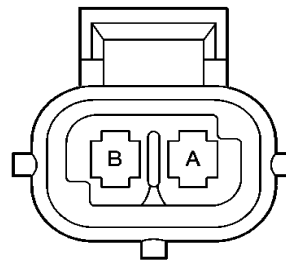
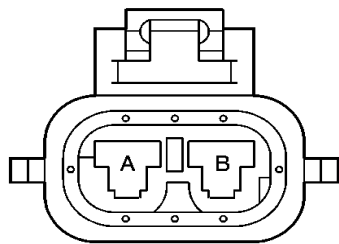
C217 (Body Harness To IP Harness)

--



Connector Part Information		<ul style="list-style-type: none"> • 12015664 • 4-Way F Metri-Pack 630 Series (BLK) 		Connector Part Information		<ul style="list-style-type: none"> • 15317729 • 4-Way M Metri-Pack 630 Series (BLK) 	
Pin	Wire Color	Circuit No.	Function	Pin	Wire Color	Circuit No.	Function
A	BRN	4	Accessory Voltage	A	BRN	4	Accessory Voltage
B	DK BLU	75	RAP Relay Switch Supply Voltage	B	DK BLU	75	RAP Relay Switch Supply Voltage
C	ORN	300	Ignition 3 Voltage	C	ORN	300	Ignition 3 Voltage
D	RED	642	Battery Positive Voltage	D	RED	642	Battery Positive Voltage

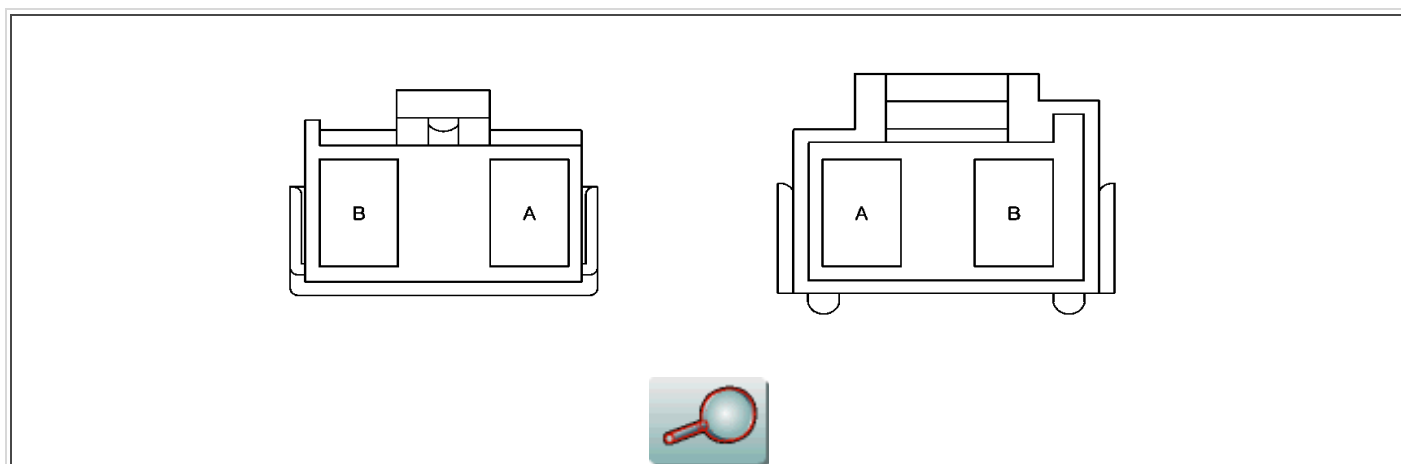
C219 (Left Inflatable Restraint Discriminating Sensor Jumper Harness to the Right Sensor Harness) (w/K18)



Connector Part Information		<ul style="list-style-type: none"> • 12077988 • 2-Way F Metri-Pack 280 Series (YEL) 		Connector Part Information		<ul style="list-style-type: none"> • 12084180 • 2-Way M Metri-Pack 280 Series (YEL) 	
Pin	Wire Color	Circuit No.	Function	Pin	Wire Color	Circuit No.	Function
A	YEL	2160	Front End Discriminating Sensor Signal	A	YEL	1834	Front End Discriminating Sensor Signal

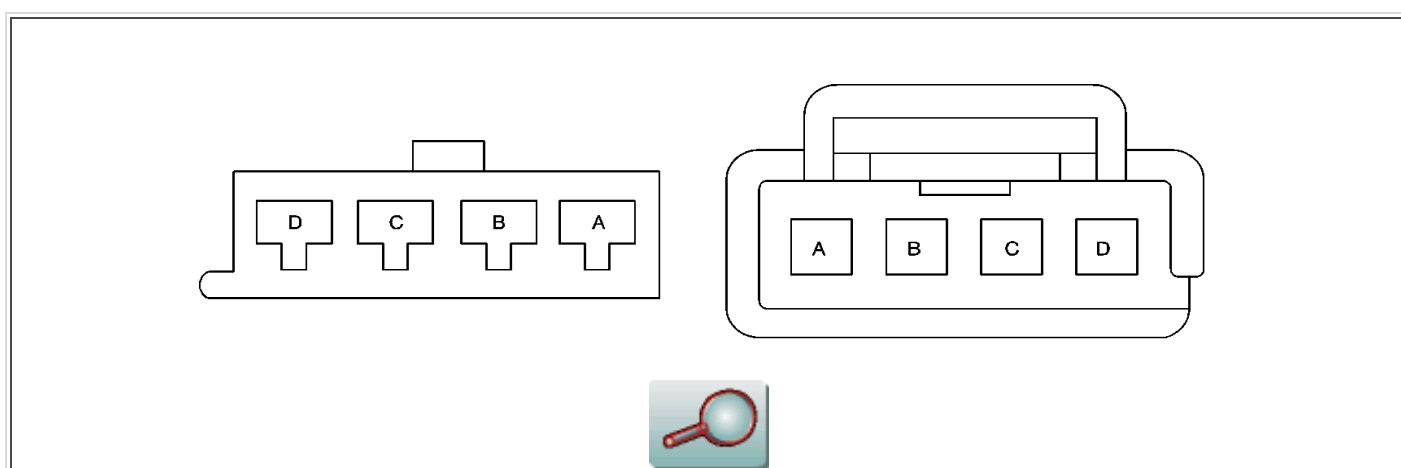
B	BLK/WHT	2151	Ground	B	BLK/WHT	1851	Ground
---	---------	------	--------	---	---------	------	--------

C223 (IP Harness To Auxiliary Power Tray) (Extended Cab)



Connector Part Information				Connector Part Information			
<ul style="list-style-type: none"> • 12015199 • 2-Way F Metri-Pack 280 Series (NAT) 				<ul style="list-style-type: none"> • 15318184 • 2-Way M Metri-Pack 280 Series (NAT) 			
Pin	Wire Color	Circuit No.	Function	Pin	Wire Color	Circuit No.	Function
A	ORN	1040	Battery Positive Voltage	A	ORN	1040	Battery Positive Voltage
B	BLK	1050	Ground	B	BLK	1050	Ground

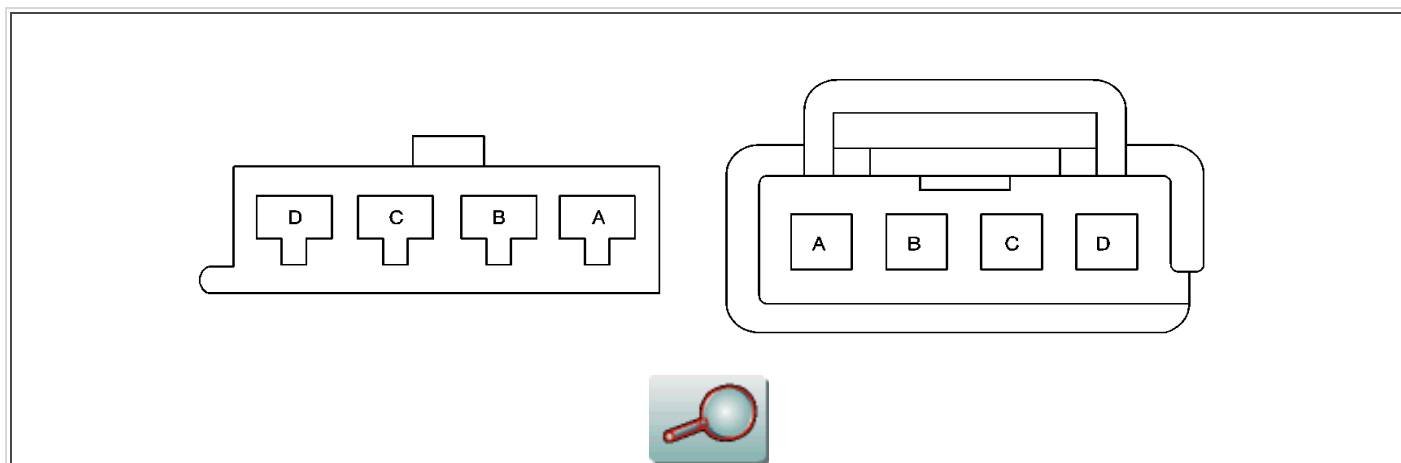
C224 (Body Harness To Ashtray Insert)



Connector Part Information				Connector Part Information			
<ul style="list-style-type: none"> • 12092162 • 4-Way F Metri-Pack 150 Series (BLK) 				<ul style="list-style-type: none"> • 12162477 • 4-Way M Metri-Pack 150 Series (BLK) 			
Pin	Wire Color	Circuit No.	Function	Pin	Wire Color	Circuit No.	Function
A	ORN	640	Battery Positive Voltage	A	ORN	640	Battery Positive Voltage

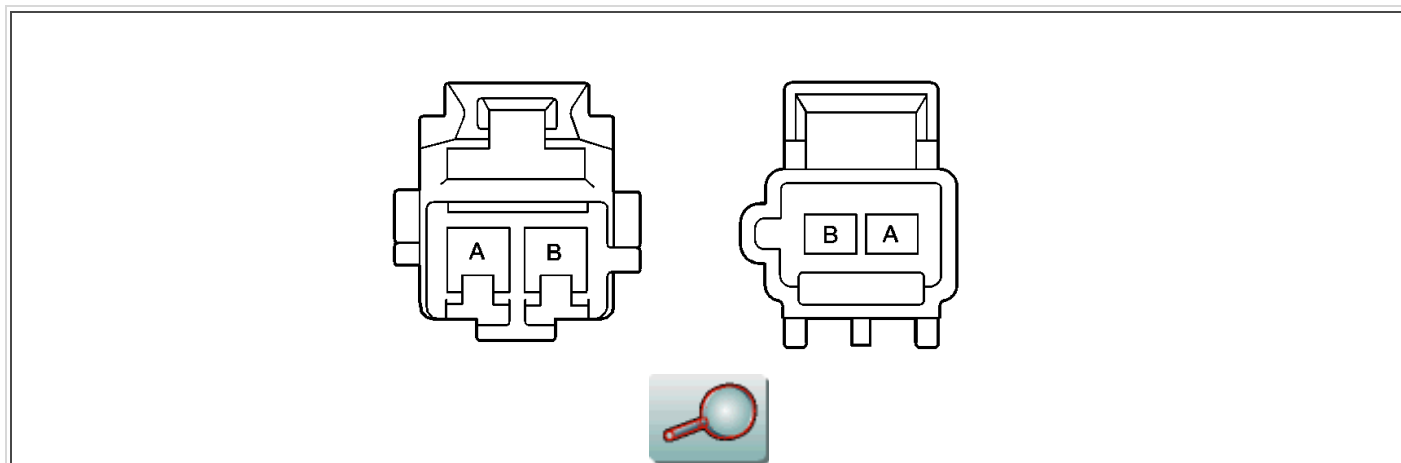
B	BLK	1050	Ground	B	BLK	1050	Ground
C	BRN	2409	Interior Park Lamps Supply Voltage	C	BRN	2409	Interior Park Lamps Supply Voltage
D	BLK	1050	Ground	D	BLK	1050	Ground

C229 (Body Harness To Dome Harness) (Utility)



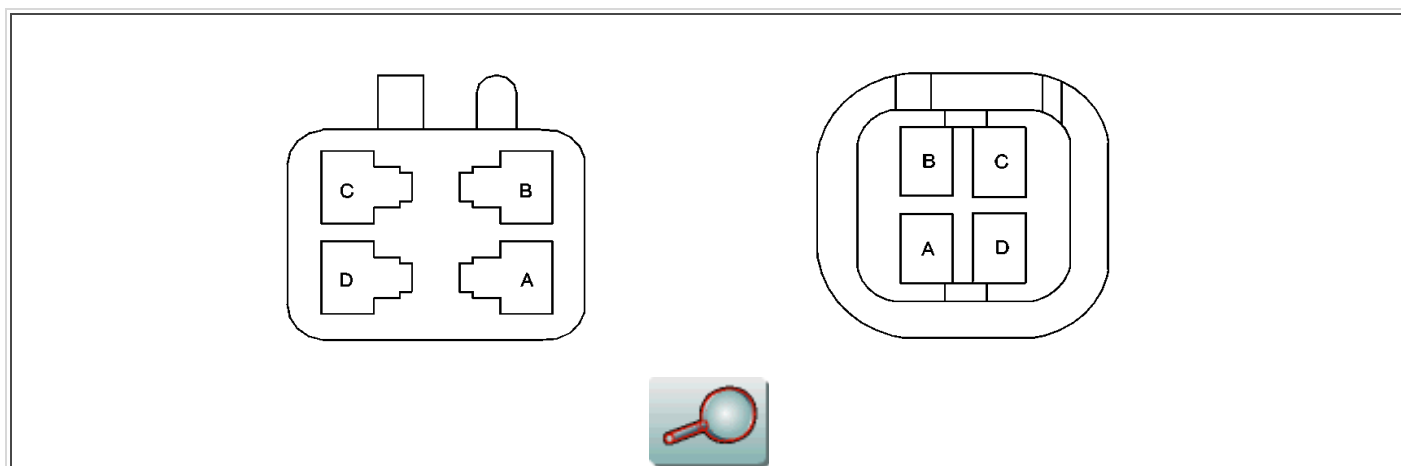
Connector Part Information		<ul style="list-style-type: none"> • 12092162 • 4-Way F Metri-Pack 150 Series (BLK) 		Connector Part Information		<ul style="list-style-type: none"> • 15326050 • 4-Way M Metri-Pack 150 Series (BLK) 	
Pin	Wire Color	Circuit No.	Function	Pin	Wire Color	Circuit No.	Function
A	GRY	1690	Automatic Day/Night Mirror Signal	A	GRY	1690	Automatic Day/Night Mirror Signal
B	PNK	1691	Automatic Day/Night Mirror Low Reference	B	PNK	1691	Automatic Day/Night Mirror Low Reference
C-D	--	--	Not Used	C-D	--	--	Not Used

C300 (Dome Lamp Harness To Sunroof Harness)



Connector Part Information		<ul style="list-style-type: none"> • 12129081 • 2-Way F Metri-Pack 280 Series, Flexlock (BLK) 		Connector Part Information		<ul style="list-style-type: none"> • 12129155 • 2-Way M Metri-Pack 280 Series, Self Lock (BLK) 	
Pin	Wire Color	Circuit No.	Function	Pin	Wire Color	Circuit No.	Function
A	DK GRN	1001	RAP Fuse Supply Voltage	A	YEL	1001	RAP Fuse Supply Voltage
B	BLK	1850	Ground	B	BLK	1850	Ground

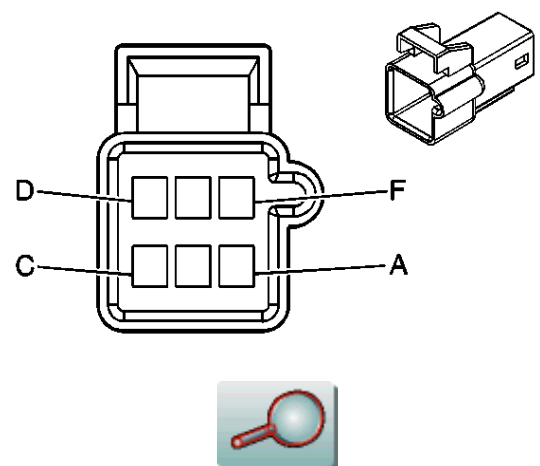
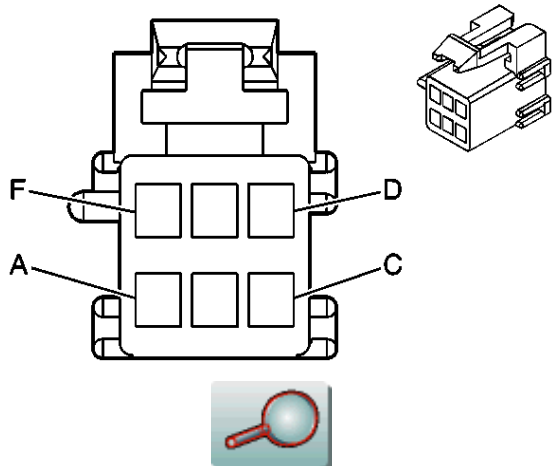
C301 (Dome Harness To Overhead Console) (w/o GDO)



Connector Part Information		<ul style="list-style-type: none"> • 12047785 • 4-Way F Metri-Pack 150 Series (BLK) 		Connector Part Information		<ul style="list-style-type: none"> • 12047786 • 4-Way M Metri-Pack 150 Series (BLK) 	
Pin	Wire Color	Circuit No.	Function	Pin	Wire Color	Circuit No.	Function
A	WHT	156	Courtesy Lamp Switch Signal	A	WHT	156	Courtesy Lamp Switch Signal
B	ORN	1732	Courtesy Lamps Supply Voltage	B	ORN	1732	Courtesy Lamps Supply Voltage
C	ORN	40	Battery Positive Voltage (w/o Sunroof)	C	ORN	40	Battery Positive Voltage (w/o Sunroof)
D	BLK	1850	Ground (w/ Short Console)	D	BLK	1850	Ground (w/ Short Console)
D	BLK	1850	Ground (w/ Long Console)	D	PPL/YEL	1850	Ground (w/ Long Console)

C301 (Dome Harness To Overhead Console) (w/ GDO)

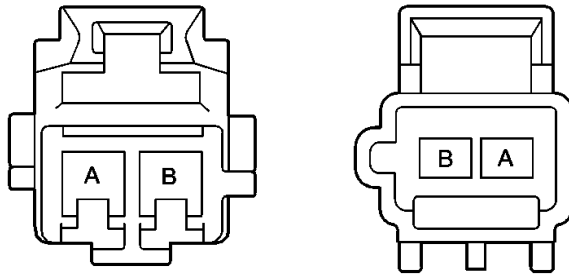
--	--



Connector Part Information		<ul style="list-style-type: none"> • 12064762 • 6-Way F Metri-Pack 150 Series (GRY) 		Connector Part Information		<ul style="list-style-type: none"> • 12064763 • 6-Way M Metri-Pack 150 Series (GRY) 	
Pin	Wire Color	Circuit No.	Function	Pin	Wire Color	Circuit No.	Function
A	WHT	156	Courtesy Lamp Switch Signal	A	WHT	156	Courtesy Lamp Switch Signal
B	ORN	1732	Courtesy Lamps Supply Voltage	B	ORN	1732	Courtesy Lamps Supply Voltage
C	ORN	40	Battery Positive Voltage (w/o Sunroof)	C	ORN	40	Battery Positive Voltage (w/o Sunroof)
D	BLK	1850	Ground (w/ Short Console)	D	BLK	1850	Ground (w/ Short Console)
D	BLK	1850	Ground (w/ Long Console)	D	PPL/YEL	1850	Ground (w/ Long Console)
E	PPL/WHT	1382	LED Dimming Signal (w/ Long Console)	E	DK GRN	1382	LED Dimming Signal (w/ Long Console)
E	PPL/WHT	1382	LED Dimming Signal (w/ Short Console)	E	YEL	1382	LED Dimming Signal (w/ Short Console)
F	--	--	Not Used	F	--	--	Not Used

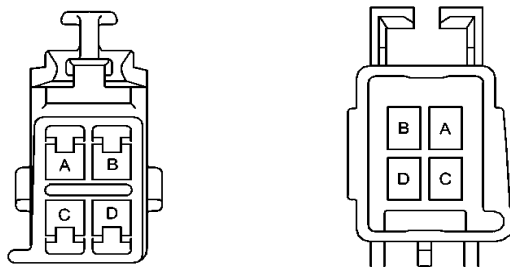
C302 (Power Seat Harness, LH To Power Recliner Harness, LH) (Utility w/ Power Seats, Non-Memory)





Connector Part Information		<ul style="list-style-type: none"> • 12129081 • 2-Way F Metri-Pack 280 Series (BLK) 		Connector Part Information		<ul style="list-style-type: none"> • 12129155 • 2-Way M Metri-Pack 280 Series (BLK) 	
Pin	Wire Color	Circuit No.	Function	Pin	Wire Color	Circuit No.	Function
A	LT BLU	277	Driver Seat Recline Motor Rearward Control	A	LT BLU	277	Driver Seat Recline Motor Rearward Control
B	LT GRN	276	Driver Seat Recline Motor Forward Control	B	LT GRN	276	Driver Seat Recline Motor Forward Control

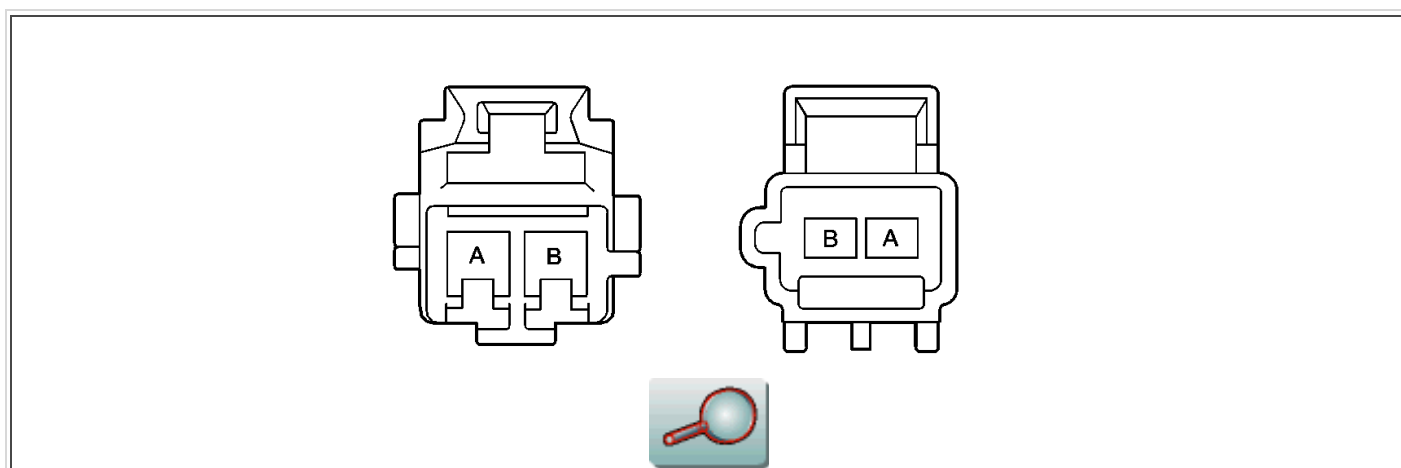
C302 (Power Seat Harness, LH To Power Recliner Harness, LH) (Utility w/ Power Seats, Memory)



Connector Part Information		<ul style="list-style-type: none"> • 12129136 • 4-Way F Metri-Pack 280 Series (BLK) 		Connector Part Information		<ul style="list-style-type: none"> • 12129135 • 4-Way M Metri-Pack 280 Series (BLK) 	
Pin	Wire Color	Circuit No.	Function	Pin	Wire Color	Circuit No.	Function
A	LT BLU	277	Driver Seat Recline Motor Rearward Control	A	LT BLU	277	Driver Seat Recline Motor Rearward Control


B	LT GRN	276	Driver Seat Recline Motor Forward Control	B	LT GRN	276	Driver Seat Recline Motor Forward Control
C	WHT/BLK	570	Driver Seat Recline Motor Position Sensor Signal	C	WHT/BLK	570	Driver Seat Recline Motor Position Sensor Signal
D	BLK	570	Driver Seat Recline Motor Position Sensor Ground	D	BLK	570	Driver Seat Recline Motor Position Sensor Ground

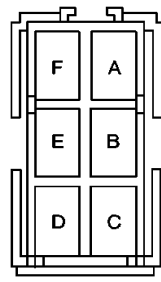
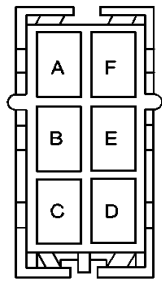
C303 (Power Seat Harness, RH To Power Recliner Harness, RH) (Utility w/ Power Seats, Non-Memory)



Connector Part Information		<ul style="list-style-type: none"> • 12129081 • 2-Way F Metri-Pack 280 Series (BLK) 		Connector Part Information		<ul style="list-style-type: none"> • 12129155 • 2-Way M Metri-Pack 280 Series (BLK) 	
Pin	Wire Color	Circuit No.	Function	Pin	Wire Color	Circuit No.	Function
A	LT BLU	277	Passenger Seat Recline Motor Rearward	A	LT BLU	77	Passenger Seat Recline Motor Rearward
B	LT GRN	276	Passenger Seat Recline Motor Forward	B	LT GRN	76	Passenger Seat Recline Motor Forward

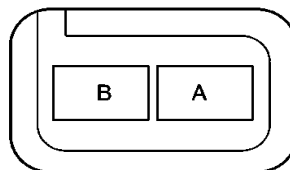
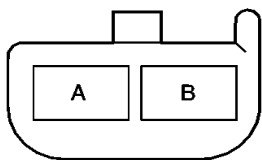
C304 (Body Harness To LR Door Harness) (4-Door Utility)





Connector Part Information		<ul style="list-style-type: none"> • 12034482 • 6-Way F Metri-Pack 280 Series (GRY) 		Connector Part Information		<ul style="list-style-type: none"> • 12034481 • 6-Way F Metri-Pack 280 Series (GRY) 	
Pin	Wire Color	Circuit No.	Function	Pin	Wire Color	Circuit No.	Function
A	DK GRN	168	Power Window Master Switch Left Rear Up Signal	A	DK GRN	168	Power Window Master Switch Left Rear Up Signal
B	DK BLU	1307	Power Window Master Switch Lockout Control	B	DK BLU	1307	Power Window Master Switch Lockout Control
C	TAN	294	Door Lock Actuator Unlock Control	C	TAN	294	Door Lock Actuator Unlock Control
D	--	--	Not Used	D	--	--	Not Used
E	PPL	169	Power Window Master Switch Left Rear Down Signal	E	PPL	169	Power Window Master Switch Left Rear Down Signal
F	GRY	295	Door Lock Actuator Lock Control	F	GRY	295	Door Lock Actuator Lock Control

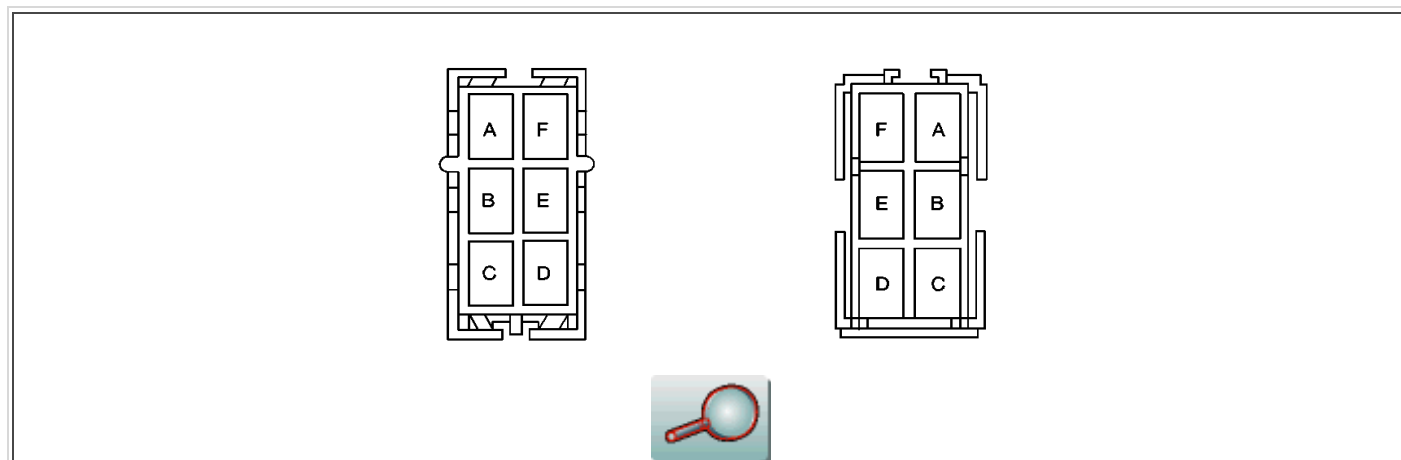
C305 (Body Harness To LR Door Harness) (4-Door Utility)



Connector Part Information		<ul style="list-style-type: none"> • 12059247 • 2-Way F Metri-Pack 150 		Connector Part Information		<ul style="list-style-type: none"> • 12059248 • 2-Way M Metri-Pack 	
----------------------------	--	--	--	----------------------------	--	--	--

		Series (MD GRY)				150 Series (MD GRY)	
Pin	Wire Color	Circuit No.	Function	Pin	Wire Color	Circuit No.	Function
A	YEL	116	Left Rear Speaker Output (-)	A	YEL	116	Left Rear Speaker Output (-)
B	BRN	199	Left Rear Speaker Output (+)	B	BRN	199	Left Rear Speaker Output (+)

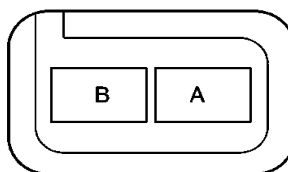
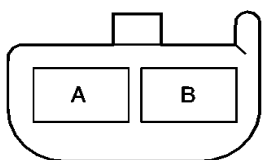
C306 (Body Harness To RR Door Harness) (4-Door Utility)



Connector Part Information		<ul style="list-style-type: none"> • 12034482 • 6-Way F Metri-Pack 280 Series (GRY) 		Connector Part Information		<ul style="list-style-type: none"> • 12034481 • 6-Way F Metri-Pack 280 Series (GRY) 	
Pin	Wire Color	Circuit No.	Function	Pin	Wire Color	Circuit No.	Function
A	LT GRN	170	Power Window Master Switch Right Rear Up Signal	A	DK GRN	170	Power Window Master Switch Right Rear Up Signal
B	DK BLU	1307	Power Window Master Switch Lockout Control	B	DK BLU	1307	Power Window Master Switch Lockout Control
C	TAN	294	Door Lock Actuator Unlock Control	C	TAN	294	Door Lock Actuator Unlock Control
D	--	--	Not Used	D	--	--	Not Used
E	PPL	171	Power Window Master Switch Right Rear Down Signal	E	PPL	171	Power Window Master Switch Right Rear Down Signal
F	GRY	295	Door Lock Actuator Lock Control	F	GRY	295	Door Lock Actuator Lock Control

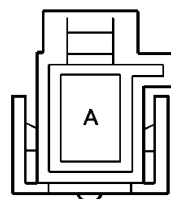
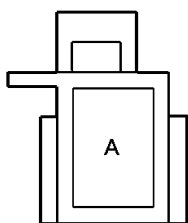
C307 (Body Harness To RR Door Harness) (4-Door Utility)

--	--	--	--	--	--	--	--



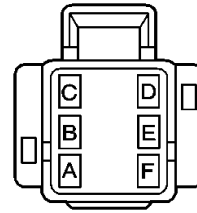
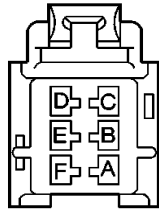
Connector Part Information		<ul style="list-style-type: none"> • 12059247 • 2-Way F Metri-Pack 150 Series (MD GRY) 		Connector Part Information		<ul style="list-style-type: none"> • 12059248 • 2-Way M Metri-Pack 150 Series (MD GRY) 	
Pin	Wire Color	Circuit No.	Function	Pin	Wire Color	Circuit No.	Function
A	LT BLU	115	Right Rear Speaker Output (-)	A	YEL	115	Right Rear Speaker Output (-)
B	DK BLU	46	Right Rear Speaker Output (+)	B	BRN	46	Right Rear Speaker Output (+)

C310 (Sunroof Jumper Harness To Sunroof Harness) (ZRX/Extreme w/ CF5)



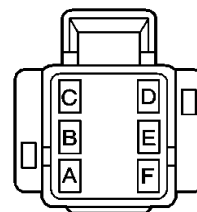
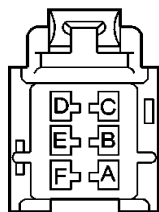
Connector Part Information		<ul style="list-style-type: none"> • 12015952 • 1-Way F (GRY) 		Connector Part Information		<ul style="list-style-type: none"> • 12015987 • 1-Way M (GRY) 	
Pin	Wire Color	Circuit No.	Function	Pin	Wire Color	Circuit No.	Function
A	BLK	1001	Ignition Voltage	A	DK GRN	1001	Ignition Voltage

C315 (Body Harness To Passenger Seat Assembly Pigtail Connector) (4-Door Utility with Power Seats)



Connector Part Information		<ul style="list-style-type: none"> • 12064752 • 6-Way F Metri-Pack 280 Series (BLK) 		Connector Part Information		<ul style="list-style-type: none"> • 12064754 • 6-Way M Metri-Pack 280 Series (BLK) 	
Pin	Wire Color	Circuit No.	Function	Pin	Wire Color	Circuit No.	Function
A	BRN	41	Ignition 3 Voltage	A	BRN	41	Ignition 3 Voltage
B	BLK	1350	Ground	B	BLK	1350	Ground
C	ORN	1440	Battery Positive Voltage	C	ORN	1440	Battery Positive Voltage
D	ORN/BLK	2240	Battery Positive Voltage	D	ORN	2240	Battery Positive Voltage
E-F	--	--	Not Used	E-F	--	--	Not Used

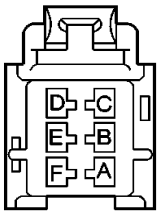
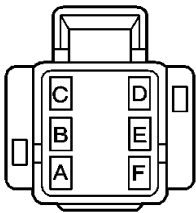

C317 (Utility Body Harness To Driver's Seat Assembly Pigtail Connector)



Connector Part Information		<ul style="list-style-type: none"> • 12064752 • 6-Way F Metri-Pack 280 Series (BLK) 		Connector Part Information		<ul style="list-style-type: none"> • 12064754 • 6-Way M Metri-Pack 280 Series (BLK) 	
Pin	Wire Color	Circuit No.	Function	Pin	Wire Color	Circuit No.	Function
A	BRN	41	Ignition 3 Voltage	A	BRN	41	Ignition 3 Voltage
	BRN	41	Ignition 3 Voltage				

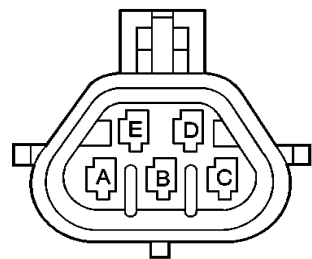
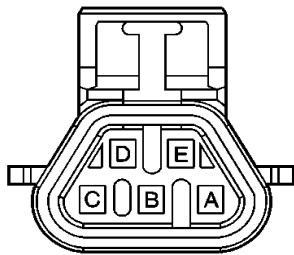
B	BLK	1350	Ground	B	BLK	1350	Ground
C	ORN	1440	Battery Positive Voltage	C	ORN	1440	Battery Positive Voltage
D	ORN/BLK	2240	Battery Positive Voltage	D	ORN	2240	Battery Positive Voltage
	ORN/BLK	2240	Battery Positive Voltage				
E	BLK/WHT	238	Seat Belt Switch - Left	E	BLK/WHT	238	Seat Belt Switch - Left
F	BRN/WHT	1048	SCM (Seat) Class 2 Serial Data	F	BRN/WHT	1048	SCM (Seat) Class 2 Serial Data

C317 (Pickup Body Harness To Driver's Seat Assembly Pigtail Connector)

  							
Connector Part Information		<ul style="list-style-type: none"> • 12064752 • 6-Way F Metri-Pack 280 Series (BLK) 		Connector Part Information		<ul style="list-style-type: none"> • 12064754 • 6-Way M Metri-Pack 280 Series (BLK) 	
Pin	Wire Color	Circuit No.	Function	Pin	Wire Color	Circuit No.	Function
A	--	--	Not Used	A	--	--	Not Used
B	BLK	1850	Ground	B	BLK	1850	Ground
C-D	--	--	Not Used	C-D	--	--	Not Used
E	BLK/WHT	238	Seat Belt Switch - Left	E	BLK/WHT	238	Seat Belt Switch - Left
F	--	--	Not Used	F	--	--	Not Used

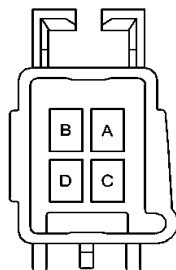
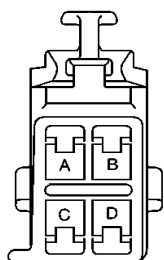
C401 (Tail Lamp Harness To Chassis Harness) (Pickup)

--	--	--	--	--	--	--	--



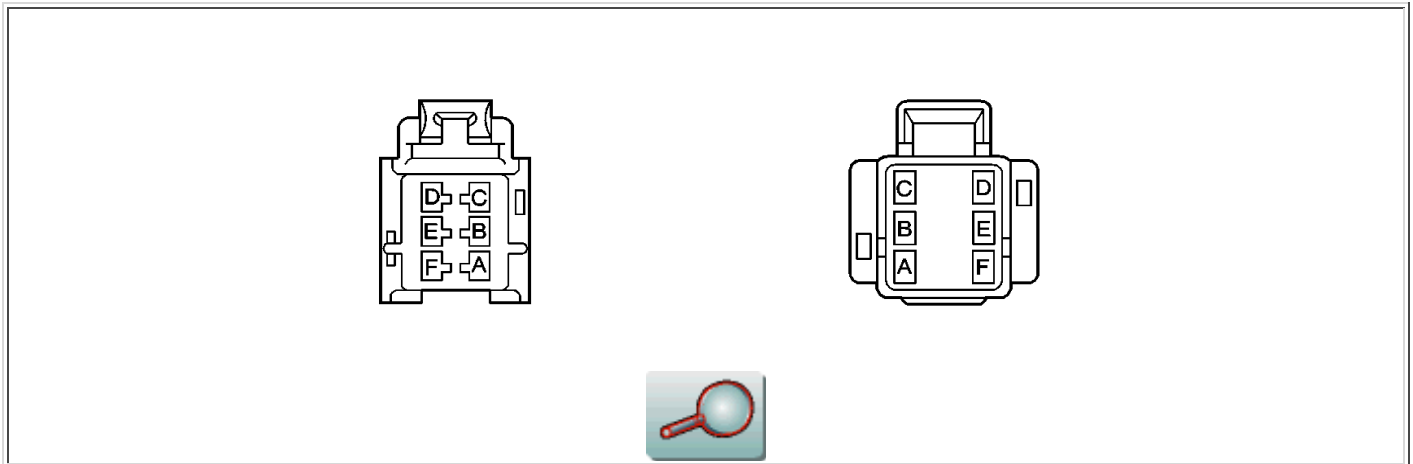
Connector Part Information		<ul style="list-style-type: none"> • 12146045 • 5-Way F Metri-Pack, Sealed 150 Series (CLR) 		Connector Part Information		<ul style="list-style-type: none"> • 12103974 • 5-Way M Metri-Pack, Sealed 150 Series (NAT) 	
Pin	Wire Color	Circuit No.	Function	Pin	Wire Color	Circuit No.	Function
A	BRN	2509	Left Rear Park Lamps Supply Voltage	A	BRN	2509	Left Rear Park Lamps Supply Voltage
B	LT GRN	1324	Backup Lamp Supply Voltage	B	LT GRN	1324	Backup Lamp Supply Voltage
C	DK GRN	619	Right Rear Turn Signal Lamp Supply Voltage	C	DK GRN	619	Right Rear Turn Signal Lamp Supply Voltage
D	YEL	618	Left Rear Turn Signal Lamp Supply Voltage	D	YEL	618	Left Rear Turn Signal Lamp Supply Voltage
E	BRN/WHT	2609	Right Rear Park Lamps Supply Voltage	E	BRN/WHT	2609	Right Rear Park Lamps Supply Voltage

C402 (Body Harness To RH Tail Lamp Harness) (Domestic)



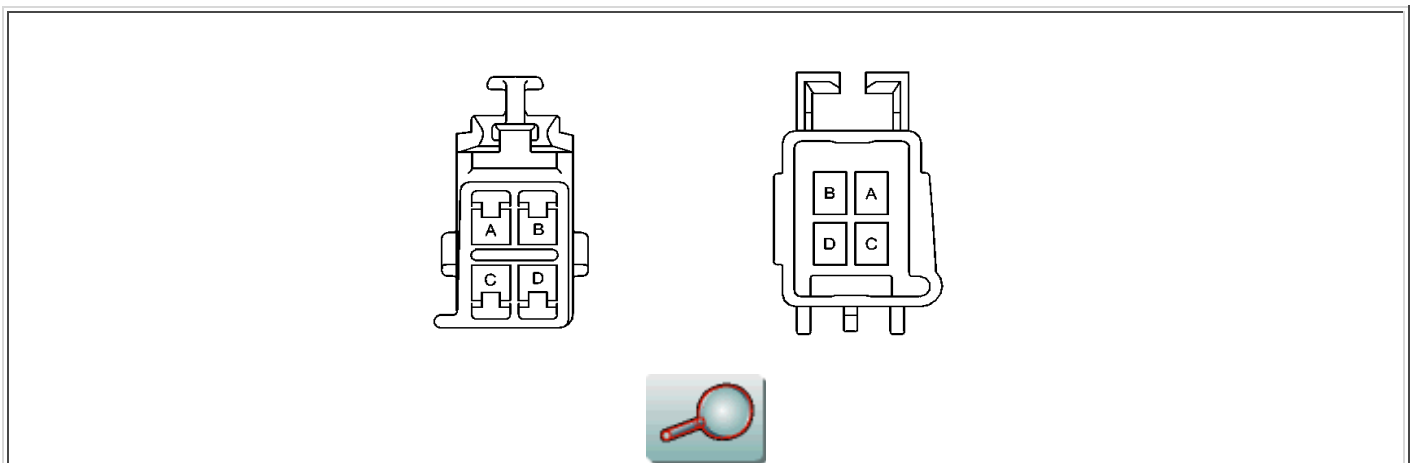
Connector Part Information		<ul style="list-style-type: none"> • 12129136 • 4-Way F Metri-Pack 280 Series (BLK) 		Connector Part Information		<ul style="list-style-type: none"> • 12124557 • 4-Way M Metri-Pack 280 Series (BLK) 	
----------------------------	--	---	--	----------------------------	--	---	--

C402 (Body Harness To RH Tail Lamp Harness) (Export)



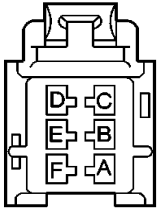
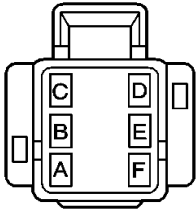

Connector Part Information		<ul style="list-style-type: none"> • 12064752 • 6-Way F Metri-Pack 280 Series (BLK) 		Connector Part Information		<ul style="list-style-type: none"> • 12162364 • 6-Way M Metri-Pack 280 Series (BLK) 	
Pin	Wire Color	Circuit No.	Function	Pin	Wire Color	Circuit No.	Function
A	LT GRN	1324	Backup Lamp Supply Voltage	A	LT GRN	1324	Backup Lamp Supply Voltage
B	BRN	2209	Right Rear Park Lamps Supply Voltage	B	BRN/WHT	2609	Right Rear Park Lamps Supply Voltage
C	YEL	618	Left Rear Turn Signal Lamp Supply Voltage	C	DK GRN	619	Left Rear Turn Signal Lamp Supply Voltage
D	BLK	1350	Ground	D	BLK	1350	Ground
E	LT BLU	1320	CHMSL Supply Voltage	E	LT BLU	1320	CHMSL Supply Voltage
F	PPL	34	Fog Lamps Supply Voltage	F	PPL	34	Fog Lamps Supply Voltage

C403 (Body Harness To LH Tail Lamp Harness) (Domestic)

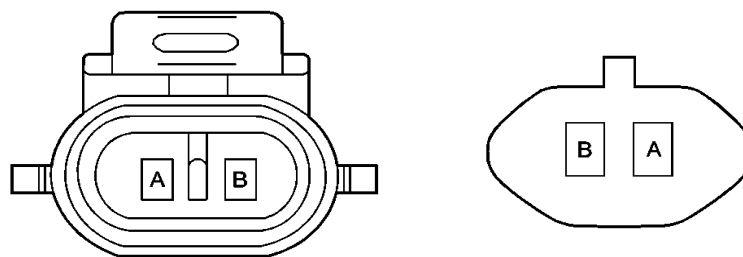


Connector Part Information		<ul style="list-style-type: none"> • 12129136 • 4-Way F Metri-Pack 280 Series (BLK) 		Connector Part Information		<ul style="list-style-type: none"> • 12124557 • 4-Way M Metri-Pack 280 Series (BLK) 	
Pin	Wire Color	Circuit No.	Function	Pin	Wire Color	Circuit No.	Function
A	LT GRN	1324	Backup Lamp Supply Voltage	A	LT GRN	1324	Backup Lamp Supply Voltage
B	BRN	2509	Left Rear Park Lamps Supply Voltage	B	BRN	2509	Left Rear Park Lamps Supply Voltage
C	YEL	618	Left Rear Turn Signal Lamp Supply Voltage	C	YEL	618	Left Rear Turn Signal Lamp Supply Voltage
D	BLK	1350	Ground	D	BLK	1350	Ground

C403 (Body Harness To LH Tail Lamp Harness) (Export)

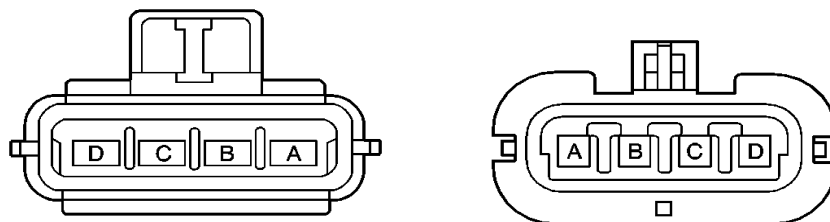
 							
Connector Part Information		<ul style="list-style-type: none"> • 12064752 • 6-Way F Metri-Pack 280 Series (BLK) 		Connector Part Information		<ul style="list-style-type: none"> • 12162364 • 6-Way M Metri-Pack 280 Series (BLK) 	
Pin	Wire Color	Circuit No.	Function	Pin	Wire Color	Circuit No.	Function
A	LT GRN	1324	Backup Lamp Supply Voltage	A	LT GRN	1324	Backup Lamp Supply Voltage
B	BRN	2209	Left Rear Park Lamps Supply Voltage	B	BRN	2509	Left Rear Park Lamps Supply Voltage
C	YEL	618	Left Rear Turn Signal Lamp Supply Voltage	C	YEL	618	Left Rear Turn Signal Lamp Supply Voltage
D	BLK	1350	Ground	D	BLK	1350	Ground
E	LT BLU	1320	CHMSL Supply Voltage	E	LT BLU	1320	CHMSL Supply Voltage
F	PPL	34	Fog Lamps Supply Voltage	F	PPL	34	Fog Lamps Supply Voltage

C411 (Body Harness To Endgate Harness) (Utility)



Connector Part Information		<ul style="list-style-type: none"> • 12052641 • 2-Way F Metri-Pack 150 Series, Sealed (BLK) 		Connector Part Information		<ul style="list-style-type: none"> • 12162000 • 2-Way M Metri-Pack 150 Series, Sealed (BLK) 	
Pin	Wire Color	Circuit No.	Function	Pin	Wire Color	Circuit No.	Function
A	PNK/BLK	1303	RAP Fuse Supply Voltage	A	PNK/BLK	1303	RAP Fuse Supply Voltage
B	BLK	1350	Ground	B	BLK	1350	Ground

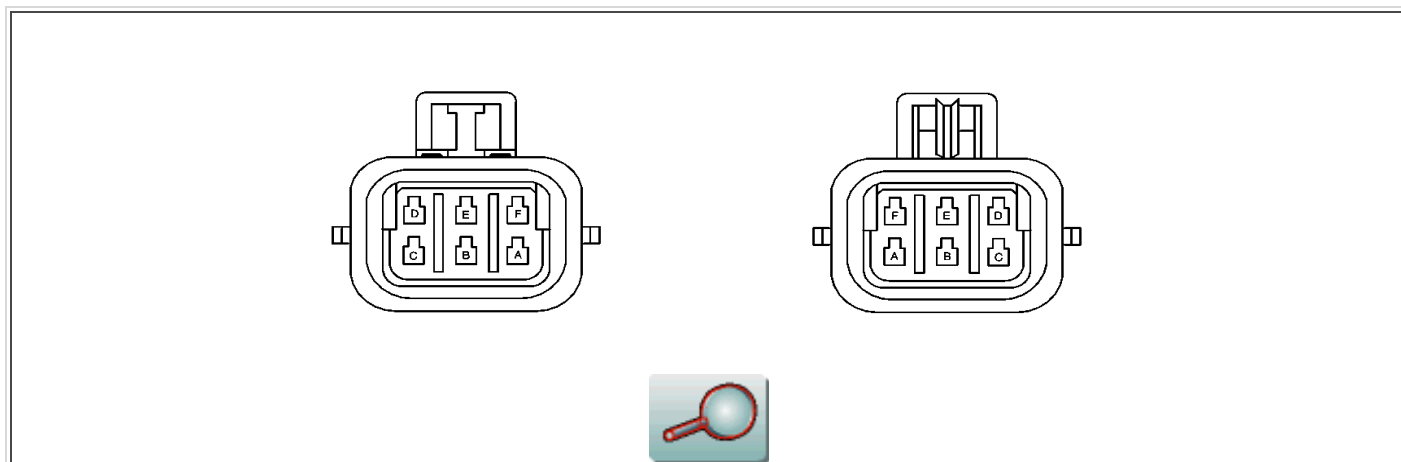
C412 (Endgate Harness To Body Harness) (Utility)



Connector Part Information		<ul style="list-style-type: none"> • 12129565 • 4-Way F Metri-Pack 280 Series, Sealed (GRY) 		Connector Part Information		<ul style="list-style-type: none"> • 12129600 • 4-Way M Metri-Pack 280 Series, Sealed (GRY) 	
Pin	Wire Color	Circuit No.	Function	Pin	Wire Color	Circuit No.	Function
A	ORN	1240	Battery Positive Voltage	A	ORN	1240	Battery Positive Voltage
B	BLK	1350	Ground	B	BLK	1350	Ground
C	GRY	391	Rear Window Wiper Switch Signal	C	GRY	391	Rear Window Wiper Switch Signal

D	DK GRN	392	Rear Window Washer Pump Control	D	DK GRN	392	Rear Window Washer Pump Control
---	--------	-----	---------------------------------	---	--------	-----	---------------------------------

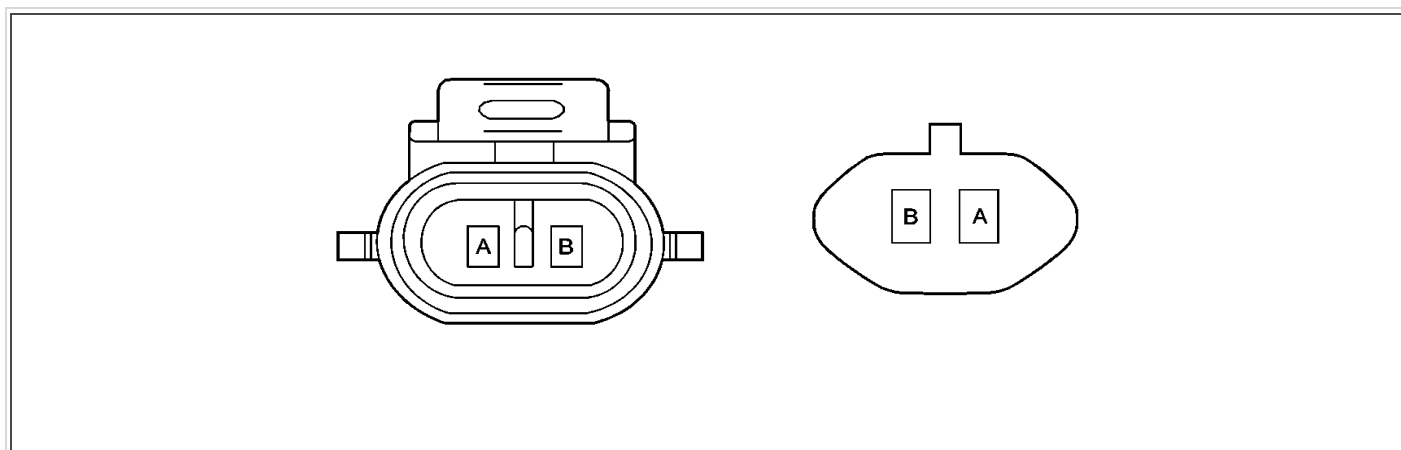
C413 (Endgate Harness To Body Harness)



Connector Part Information	<ul style="list-style-type: none"> • 12052848 • 6-Way F Metri-Pack 150 Series, Sealed (BLK) 	Connector Part Information	<ul style="list-style-type: none"> • 12124107 • 6-Way M Metri-Pack 150 Series, Sealed (BLK)
-----------------------------------	---	-----------------------------------	---

Pin	Wire Color	Circuit No.	Function	Pin	Wire Color	Circuit No.	Function
A	BLK/WHT	56	Trunk Release Motor Supply Voltage	A	BLK/WHT	56	Trunk Release Motor Supply Voltage
B	BLK	1350	Ground	B	BLK	1350	Ground
C	WHT	194	Door Unlock Control	C	WHT	194	Door Unlock Control
D	LT BLU	195	Door Lock Control	D	LT BLU	195	Door Lock Control
E	WHT/BLK	1221	Liftgate Release Switch Signal	E	WHT/BLK	1221	Liftgate Release Switch Signal
F	ORN	840	Battery Positive Voltage	F	ORN	840	Battery Positive Voltage

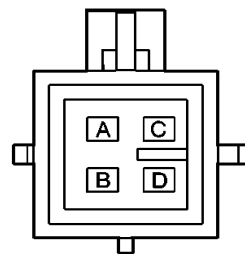
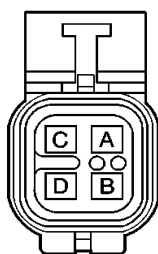
C430 (Chassis Harness To License Lamp Harness) (Utility Export)





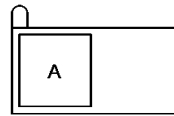
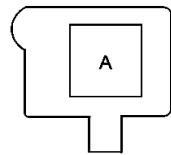
Connector Part Information		<ul style="list-style-type: none"> • 12052641 • 2-Way F Metri-Pack 150 Series, Sealed (BLK) 		Connector Part Information		<ul style="list-style-type: none"> • 12162000 • 2-Way M Metri-Pack 150 Series (BLK) 	
Pin	Wire Color	Circuit No.	Function	Pin	Wire Color	Circuit No.	Function
A	BRN	2109	Trailer Park Lamps Supply Voltage	A	BRN	2109	Trailer Park Lamps Supply Voltage
B	BLK	1650	Ground	B	BRN	1650	Ground

C430 (Chassis Harness To License Lamp Harness) (Utility Domestic)



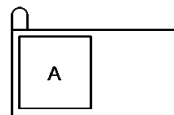
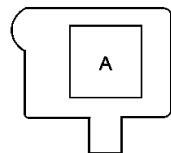
Connector Part Information		<ul style="list-style-type: none"> • 12160482 • 4-Way F Metri-Pack 150 Series, Sealed (BLK) 		Connector Part Information		<ul style="list-style-type: none"> • 12160825 • 4-Way M Metri-Pack 150 Series (BLK) 	
Pin	Wire Color	Circuit No.	Function	Pin	Wire Color	Circuit No.	Function
A	BRN	2109	Trailer Park Lamps Supply Voltage	A	BRN	2109	Trailer Park Lamps Supply Voltage
B	BRN	2109	Trailer Park Lamps Supply Voltage	B	BRN	2109	Trailer Park Lamps Supply Voltage
C	BLK	1650	Ground	C	BLK	1650	Ground
D	BLK	1650	Ground	D	BLK	1650	Ground

C432 (Body Harness To Defogger Grid Harness)



Connector Part Information		<ul style="list-style-type: none"> • 12059884 • 1-Way F Metri-Pack 150 Series (BLK) 		Connector Part Information		<ul style="list-style-type: none"> • 12059885 • 1-Way M Metri-Pack 480 Series (BLK) 	
Pin	Wire Color	Circuit No.	Function	Pin	Wire Color	Circuit No.	Function
A	BLK	150	Ground	A	PPL	1093	Rear Defog Element Supply Voltage

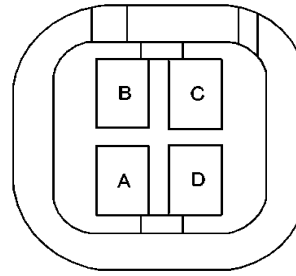
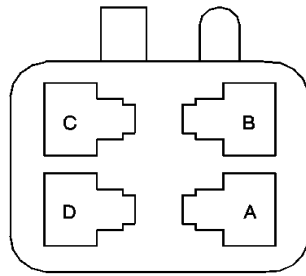
C433 (Body Harness To Defogger Grid Harness)



Connector Part Information		<ul style="list-style-type: none"> • 12059884 • 1-Way F Metri-Pack 150 Series (BLK) 		Connector Part Information		<ul style="list-style-type: none"> • 12059885 • 1-Way M Metri-Pack 480 Series (BLK) 	
Pin	Wire Color	Circuit No.	Function	Pin	Wire Color	Circuit No.	Function
A	BLK	150	Ground	A	ORN	1450	Ground

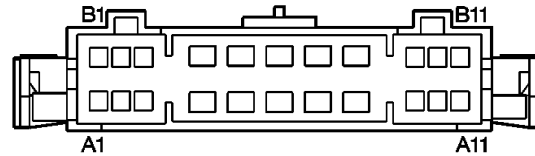
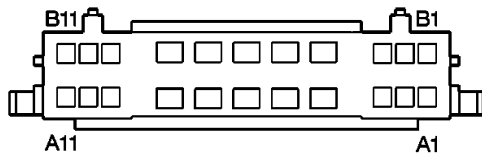
C500 (Body Harness To LF Door Harness) (w/o Power Locks/Windows)

--	--	--	--	--	--	--	--



Connector Part Information		<ul style="list-style-type: none"> • 12047785 • 4-Way F Metri-Pack 150 Series (BLK) 		Connector Part Information		<ul style="list-style-type: none"> • 12066498 • 4-Way M Metri-Pack 150 Series (BLK) 	
Pin	Wire Color	Circuit No.	Function	Pin	Wire Color	Circuit No.	Function
A	--	--	Not Used	A	--	--	Not Used
B	BLK	1850	Ground	B	--	--	Not Used
C	GRY	118	Left Front Speaker Output (-)	C	GRY	118	Left Front Speaker Output (-)
D	TAN	201	Left Front Speaker Output (+)	D	TAN	201	Left Front Speaker Output (+)

C500 (Body Harness To LF Door Harness) (w/ Power Locks/Windows)

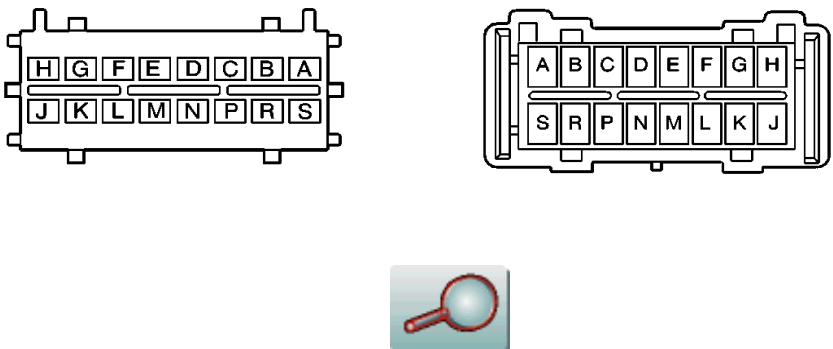


Connector Part Information		<ul style="list-style-type: none"> • 15317325 • 22-Way F Global Technology 150, 280 Series (GRY) 		Connector Part Information		<ul style="list-style-type: none"> • 15317322 • 22-Way M Global Technology 150, 280 Series (GRY) 	
Pin	Wire Color	Circuit No.	Function	Pin	Wire Color	Circuit No.	Function
A1	GRY	1690	Automatic Day/Night Mirror Signal	A1	GRY	1690	Automatic Day/Night Mirror Signal

A2	PNK	1691	Automatic Day/Night Mirror Low Reference	A2	PNK	1691	Automatic Day/Night Mirror Low Reference
A3	YEL	1496	Mirror Motor Right/Up Control	A3	YEL	1496	Mirror Motor Right/Up Control
A4	BLK	1850	Ground	A4	BLK	1850	Ground
A5	DK GRN	1001	RAP Fuse Supply Voltage	A5	DK GRN	1001	RAP Fuse Supply Voltage
A6	LT BLU	166	Power Window Master Switch Right Front Up Signal	A6	LT BLU	166	Power Window Master Switch Right Front Up Signal
A7	TAN	167	Power Window Master Switch Right Front Down Signal	A7	TAN	167	Power Window Master Switch Right Front Down Signal
A8	DK GRN	168	Power Window Master Switch Left Rear Up Signal (4-Door)	A8	DK GRN	168	Power Window Master Switch Left Rear Up Signal (4-Door)
A8	ORN	2267	Mirror Heating Element Supply Voltage (2-Door)	A8	ORN	2267	Mirror Heating Element Supply Voltage (2-Door)
	ORN	2267	Mirror Heating Element Supply Voltage (2-Door)				
A9	--	--	Not Used	A9	--	--	Not Used
A10	LT GRN	262	Driver Door Key Switch Signal	A10	LT GRN	262	Driver Door Key Switch Signal
A11	PPL/WHT	889	Passenger Mirror Motor Down Control	A11	PPL/WHT	889	Passenger Mirror Motor Down Control
B1	GRY	118	Left Front Speaker Output (-)	B1	YEL	116	Left Front Speaker Output (-)
B2	TAN	201	Left Front Speaker Output (+)	B2	BRN	199	Left Front Speaker Output (+)
B3	RED/WHT	881	Right Mirror Motor Right Control	B3	RED/WHT	881	Right Mirror Motor Right Control
B4	PPL	169	Power Window Master Switch Left Rear Down Signal (4-Door)	B4	PPL	169	Power Window Master Switch Left Rear Down Signal (4-Door)
B4	ORN	840	Battery Positive Voltage (2-Door)	B4	ORN	840	Battery Positive Voltage (2-Door)
					ORN	840	Battery Positive Voltage (2-Door)
B5	TAN	694	Driver Door Lock Actuator Unlock Control (2-Door)	B5	TAN	694	Driver Door Lock Actuator Unlock Control (2-Door)

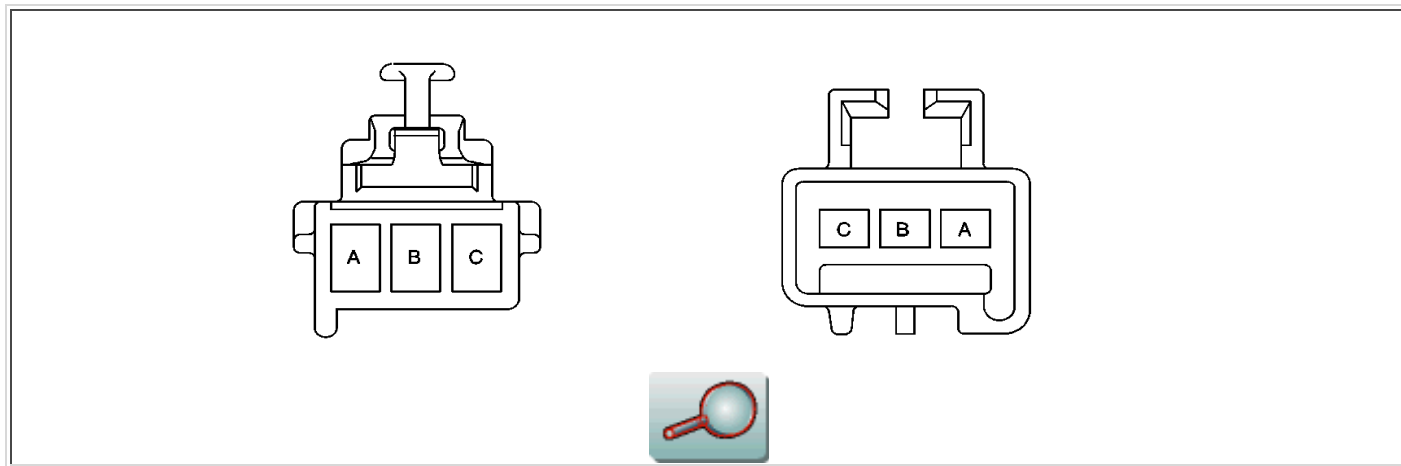
B5	LT GRN	170	Power Window Master Switch Right Rear Up Signal (4-Door)	B5	LT GRN	170	Power Window Master Switch Right Rear Up Signal (4-Door)
B6	WHT/BLK	1221	Liftgate Release Switch Signal (2-Door Utility)	B6	WHT/BLK	1221	Liftgate Release Switch Signal (2-Door Utility)
B6	PPL	171	Power Window Master Switch Right Rear Down Signal (4-Door)	B6	PPL	171	Power Window Master Switch Right Rear Down Signal (4-Door)
B7	GRY	295	Door Lock Actuator Lock Control Except (4-Door Utility)	B7	GRY	295	Door Lock Actuator Lock Control Except (4-Door Utility)
B7	DK BLU	1307	Power Window Master Switch Lockout Control (4-Door Utility)	B7	DK BLU	1307	Power Window Master Switch Lockout Control (4-Door Utility)
B8	DK GRN	1301	RAP Fuse Supply Voltage	B8	DK GRN	1301	RAP Fuse Supply Voltage (E09 w/4-Door)
	DK GRN	1301	RAP Fuse Supply Voltage (E09 w/4-Door)				
B8	BLK	56	Trunk Release Motor (2-Door Utility)	B8	BLK	56	Trunk Release Motor (2-Door Utility)
B9	WHT	194	Door Unlock Control	B9	WHT	194	Door Unlock Control
B10	LT BLU	195	Door Lock Control	B10	LT BLU	195	Door Lock Control
B11	BRN	2409	Interior Park Lamps Supply Voltage	B11	BRN	2409	Interior Park Lamps Supply Voltage

C501 (Body Harness To LH Front Door Harness) (4-Door)

							
Connector Part Information		<ul style="list-style-type: none"> • 12129431 • 16-Way F Metri-Pack 280 Series, ACT (BLK) 		Connector Part Information		<ul style="list-style-type: none"> • 12129427 • 16-Way M Metri-Pack 280 Series, ACT (BLK) 	
Pin	Wire Color	Circuit No.	Function	Pin	Wire Color	Circuit No.	Function

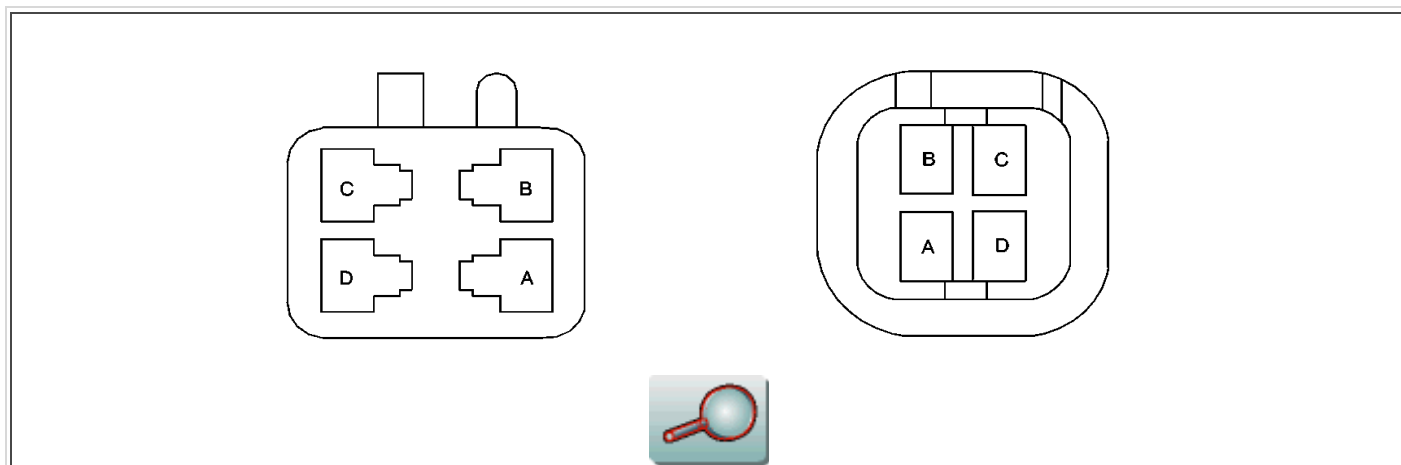
A	ORN	840	Battery Positive Voltage	A	ORN	840	Battery Positive Voltage
				A	ORN	840	Battery Positive Voltage
B	WHT	194	Door Unlock Control	B	WHT	194	Door Unlock Control
C	LT BLU	195	Door Lock Control	C	LT BLU	195	Door Lock Control
D	GRY	295	Door Lock Actuator Lock Control	D	GRY	295	Door Lock Actuator Lock Control
E	RED/WHT	881	Passenger Mirror Motor Right Control	E	RED/WHT	881	Passenger Mirror Motor Right Control
F	PPL/WHT	889	Passenger Mirror Motor Down Control	F	PPL/WHT	889	Passenger Mirror Motor Down Control
G	YEL	1496	Mirror Motor Left/Up Control	G	YEL	1496	Mirror Motor Left/Up Control
H	YEL	190	Driver Folding Mirror Motor Extended Control	H	YEL	190	Driver Folding Mirror Motor Extended Control
				H	YEL	190	Driver Folding Mirror Motor Extended Control
J	TAN	694	Driver Door Lock Actuator Unlock Control	J	TAN	694	Driver Door Lock Actuator Unlock Control
K	LT BLU	191	Driver Folding Mirror Motor Retract Control	K	LT BLU	191	Driver Folding Mirror Motor Retract Control
				K	LT BLU	191	Driver Folding Mirror Motor Retract Control
L	WHT/BLK	1221	Liftgate Release Switch Signal	L	WHT/BLK	1221	Liftgate Release Switch Signal
M	BRN	2409	Interior Park Lamps Supply Voltage	M	BRN	2409	Interior Park Lamps Supply Voltage
N	BLK/WHT	56	Trunk Release Motor Supply Voltage	N	BLK/WHT	56	Trunk Release Motor Supply Voltage
P	ORN	2267	Mirror Heating Element Supply Voltage	P	ORN	2267	Mirror Heating Element Supply Voltage
	ORN	2267	Mirror Heating Element Supply Voltage				
R-S	--	--	Not Used	R-S	--	--	Not Used

C502 (Body Harness To LF Door Harness) (2-Door Export)

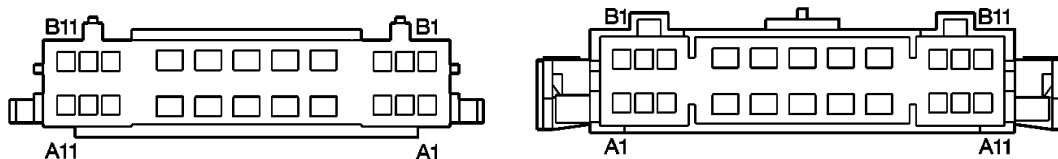


Connector Part Information		<ul style="list-style-type: none"> • 12129489 • 3-Way F Metri-Pack 280 Series Flexlock (BLK) 		Connector Part Information		<ul style="list-style-type: none"> • 12129490 • 3-Way M Metri-Pack 280 Series Flexlock (BLK) 	
Pin	Wire Color	Circuit No.	Function	Pin	Wire Color	Circuit No.	Function
A	YEL	190	Driver Folding Mirror Motor Extend Control	A	YEL	190	Driver Folding Mirror Motor Extend Control
				A	YEL	190	Driver Folding Mirror Motor Extend Control
B	LT BLU	191	Driver Folding Mirror Motor Retract Control	B	LT BLU	191	Driver Folding Mirror Motor Retract Control
				B	LT BLU	191	Driver Folding Mirror Motor Retract Control
C	DK GRN	1301	RAP Fuse Supply Voltage	C	DK GRN	1301	RAP Fuse Supply Voltage
	DK GRN	1301	RAP Fuse Supply Voltage				

C601 (Body Harness To Door Harness, RH Front) (w/o Power Locks/Windows)



Connector Part Information		<ul style="list-style-type: none"> • 12047785 • 4-Way F Metri-Pack 150 Series (BLK) 		Connector Part Information		<ul style="list-style-type: none"> • 12066498 • 4-Way M Metri-Pack 150 Series (BLK) 	
----------------------------	--	---	--	----------------------------	--	---	--

C601 (Body Harness To Door Harness, RH Front) (w/ Power Locks/Windows)

Connector Part Information		<ul style="list-style-type: none"> • 15317325 • 22-Way F Global Technology 150, 280 Series (GRY) 		Connector Part Information		<ul style="list-style-type: none"> • 15317322 • 22-Way M Global Technology 150, 280 Series (GRY) 	
Pin	Wire Color	Circuit No.	Function	Pin	Wire Color	Circuit No.	Function
A1	YEL	1496	Mirror Motor Left/Up Control	A1	YEL	1496	Mirror Motor Left/Up Control
A2	TAN	294	Door Lock Actuator Unlock Control	A2	TAN	294	Door Lock Actuator Unlock Control
A3	BRN	2409	Interior Park Lamps Supply Voltage	A3	BRN	2409	Interior Park Lamps Supply Voltage
A4	BLK	1050	Ground	A4	BLK	1050	Ground
				A4	BLK	1050	Ground (w/o AU0)
A5	ORN	2267	Mirror Heating Element Supply Voltage	A5	ORN	2267	Mirror Heating Element Supply Voltage
A6	LT BLU	166	Power Window Master Switch Right Front Up Signal	A6	LT BLU	166	Power Window Master Switch Right Front Up Signal
A7	TAN	167	Power Window Master Switch Right Front Down Signal	A7	TAN	167	Power Window Master Switch Right Front Down Signal
A8	LT GRN	262	Driver Door Key Switch Signal (w/ AU0)	A8	LT GRN	262	Driver Door Key Switch Signal (w/ AU0)
	LT GRN	262	Driver Door Key Switch Signal (w/ AU0)		LT GRN	262	Driver Door Key Switch Signal (w/ AU0)
A9	--	--	Not Used	A9	--	--	Not Used
A10	RED/WHT	881	Driver Mirror Motor Right Control	A10	RED/WHT	881	Driver Mirror Motor Right Control

A11	PPL/WHT	889	Driver Mirror Motor Down Control	A11	PPL/WHT	889	Driver Mirror Motor Down Control
B1	DK GRN	117	Right Front Speaker Output (-)	B1	LT BLU	117	Right Front Speaker Output (-)
B2	LT GRN	200	Right Front Speaker Output (+)	B2	DK BLU	200	Right Front Speaker Output (+)
B3	ORN	840	Battery Positive Voltage	B3	ORN	840	Battery Positive Voltage
B4	YEL	190	Folding Mirror Motor Extend Control (EO9)	B4	YEL	190	Folding Mirror Motor Extend Control (EO9)
B5	LT BLU	191	Folding Mirror Motor Retract Control (EO9)	B5	LT BLU	191	Folding Mirror Motor Retract Control (EO9)
B6	DK GRN	1001	RAP Fuse Supply Voltage (2-Door)	B6	DK GRN	1001	RAP Fuse Supply Voltage
B6	DK BLU	1307	Power Window Master Switch Lockout (4-Door)				
B7	DK BLU/ WHT	727	Secondary Door Latch Switch Signal (w/ AU3/A31)	B7	DK BLU/ WHT	727	Secondary Door Latch Switch Signal (w/ AU0/A31)
B8	--	--	Not Used	B8	--	--	Not Used
B9	WHT	194	Door Unlock Control	B9	WHT	194	Door Unlock Control
B10	LT BLU	195	Door Lock Control	B10	LT BLU	195	Door Lock Control
B11	GRY	295	Door Lock Actuator Lock Control	B11	GRY	295	Door Lock Actuator Lock Control

< - Back

Forward ->

Document ID# 1364239
2004 Chevrolet Blazer - 4WD

Print