

&lt;- Back

Forward -&gt;

Document ID# 240163  
1998 Chevrolet/Geo Blazer - 2WD

Print

## VCM Connector End Views

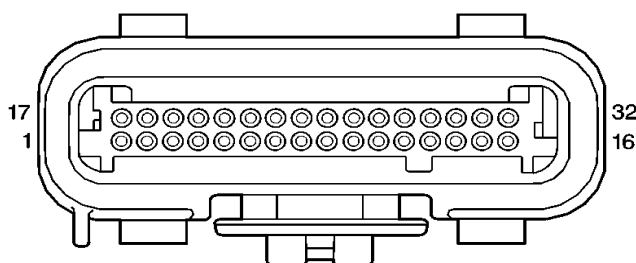
Table 1: [VCM Connector C1 \(BLU\)](#)

Table 2: [VCM Connector C2 \(RED\)](#)

Table 3: [VCM Connector C3 \(CLR\)](#)

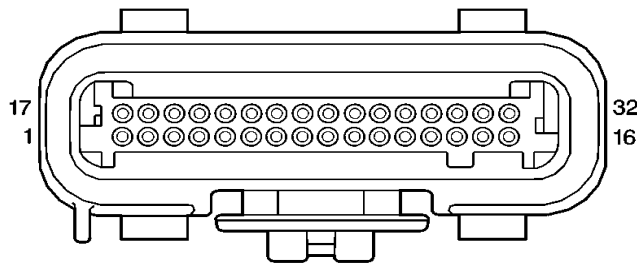
Table 4: [VCM Connector C4 \(BLK\)](#)

### VCM Connector C1 (BLU)



Connector Part Information		<ul style="list-style-type: none"> <li>12129025</li> <li>32 Pin VCM Connector C1 (BLU)</li> </ul>	
Pin	Wire Color	Circuit No.	Function
1-2	--	--	Not Used
3	BRN/WHT	633	1X CMP Signal
4-6	--	--	Not Used
7	TAN	1667	HO2S Bank 2 Sensor 1 Low
8	PNK/BLK	632	CMP Sensor Ground
9	PPL	30	Fuel Level Output
10	TAN/BLK	422	TCC Solenoid Control
11-12	--	--	Not Used
13	WHT	687	3-2 Shift Solenoid Control
14	--	--	Not Used
15	YEL/BLK	1827	VSS Output Signal (EBCM)
16-18	--	--	Not Used
19	PPL/WHT	1665	HO2S Bank 1 Sensor 1 Signal
20	--	--	Not Used

21	PPL	1666	HO2S Bank 2 Sensor 1 Signal
22	PPL/WHT	1668	HO2S Bank 1 Sensor 3 Signal
23-24	--	--	Not Used
25	TAN/WHT	1653	HO2S Bank 1 Sensor 1 Low
26	TAN/WHT	1669	HO2S Bank 1 Sensor 3 Low
27	--	--	Not Used
28	PPL	574	CKP Sensor Ground
29	LT GRN/BLK	822	VSS Low
30	PPL/WHT	821	VSS High
31	YEL	573	3X CKP Sensor Signal
32	--	--	Not Used

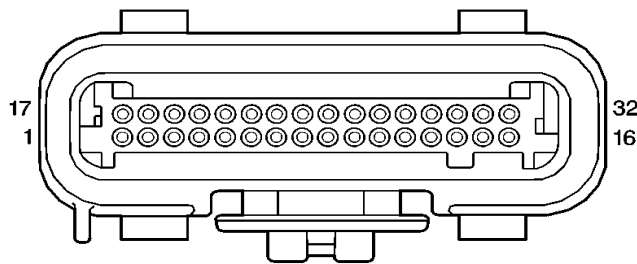
**VCM Connector C2 (RED)****Connector Part Information**

- 12129025
- 32 Pin VCM Connector C2 (RED)

Pin	Wire Color	Circuit No.	Function
1	--	--	Not Used
2	WHT	1310	EVAP Canister Vent Solenoid Control
3	--	--	Not Used
4	YEL/BLK	1223	2-3 Shift Solenoid Control
5	--	--	Not Used
6	LT GRN	1222	1-2 Shift Solenoid Control
7	BRN	418	TCC PWM Solenoid Control
8	BLK	1744	Fuel Injector #1 Control
9	YEL/BLK	846	Fuel Injector #6 Control
10	BRN	1456	EGR Pintle Position Signal
11-12	--	--	Not Used
13	LT GRN/WHT	1749	IAC Coil B High
14	LT BLU/WHT	1747	IAC Coil A High

15	LT GRN/BLK	1745	Fuel Injector #2 Control
16	PNK/BLK	1746	Fuel Injector #3 Control
17-18	--	--	Not Used
19	DK BLU	496	KS Signal
20	WHT	121	Tachometer Output
21	LT GRN	432	MAP Sensor Signal
22	TAN	472	IAT Sensor Signal
23	YEL	410	ECT Sensor Signal
24	DK BLU	417	TP Sensor Signal
25	DK GRN	890	Fuel Tank Pressure Sensor Signal
26	--	--	Not Used
27	YEL/BLK	1227	TFT Sensor Signal
28	YEL	492	MAF Sensor Signal
29	LT GRN/BLK	444	IAC Coil B Low
30	LT BLU/BLK	1748	IAC Coil A Low
31	BLK/WHT	845	Fuel Injector #5 Control
32	LT BLU/BLK	844	Fuel Injector #4 Control

### VCM Connector C3 (CLR)



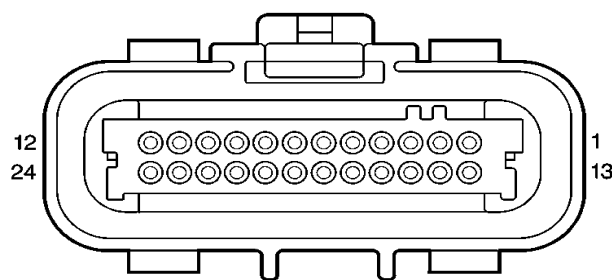
#### Connector Part Information

- 12129025
- 32 Pin VCM Connector C3 (CLR)

Pin	Wire Color	Circuit No.	Function
1	DK GRN/WHT	459	A/C Compressor Enable Relay Control
2	DK GRN/WHT	428	EVAP Canister Purge Solenoid Control
3	--	--	Not Used
4	BLK	452	ECT/TP Sensor Ground
5	RED	225	Generator Control/Monitoring
6	RED/BLK	1228	PC Solenoid High

7-8	--	--	Not Used
9	WHT	423	IC Control
10	--	--	Not Used
11	RED	1226	Transmission Range C Signal
12	GRY	416	TP Sensor 5 V Reference
13	PPL	1589	Fuel Level Sensor Signal
14-15	--	--	Not Used
16	LT BLU WHT	1229	PC Solenoid Low
17	BLK/WHT	351	VCM Ground
18	BLK/WHT	351	VCM Ground
19	BLK	470	IAT/MAP/EGR Pintle Position/Fuel Tank Pressure/TFT Sensor Ground
20	--	--	Not Used
21	ORN	440	Battery Positive Voltage (B+)
22	DK BLU	1225	Transmission Range B Signal
23	PNK	1224	Transmission Range A Signal
24	--	--	Not Used
25	GRN/WHT	GRN/WHT	A/C Request Signal
26	WHT	776	PRNDL P Signal
27	GRY	474	Fuel Tank Pressure/EGR Pintle Position/MAP Sensor 5 V Reference
28	GRY	773	PRNDL C Signal
29	--	--	Not Used
30	GRN	603	A/C Pressure Signal
31	BLK/WHT	771	PRNDL A Signal
32	YEL	772	PRNDL B Signal

**VCM Connector C4 (BLK)**



**Connector Part Information**

- 12129225
- 24 Pin VCM Connector C4 (BLK)

<b>Pin</b>	<b>Wire Color</b>	<b>Circuit No.</b>	<b>Function</b>
1	DK GRN/WHT	465	Fuel Pump Relay Control
2	--	--	Not Used
3	DK GRN/WHT	817	VSS Output (TCCM, Cruise Control Module, Console, TBC Module)
4	DK GRN	389	VSS Output Signal (Speedo, Radio)
5	BRN/WHT	419	MIL Control
6-9	--	--	Not Used
10	PPL	420	Brake Signal
11	PPL	1807	Serial Data (Class II)
12	--	--	Not Used
13	BRN	241	Ignition Positive Voltage
14	YEL	710	Serial Data (Class II)
15	--	--	Not Used
16	RED	1676	EGR Valve Control
17	PNK	1020	Ignition Positive Voltage
18	PNK	439	Ignition Positive Voltage
19	BLK/WHT	1695	4WD Front Wheel Lock Input
20	WHT	257	EGR Valve Low
21	--	--	Not Used
22	BRN/WHT	379	CPP Switch Signal
23	GRY/BLK	1694	4WD Low Signal
24	LT BLU/BLK	396	Cruise Engaged Signal

&lt;- Back

Forward -&gt;

**Document ID# 240163**  
**1998 Chevrolet/Geo Blazer - 2WD**

Print