

<- Back

Forward ->

Document ID# 555137
2000 Chevrolet/Geo Blazer - 4WD

Print

Inline Harness Connector End Views

Table 1:	C100 (Engine Harness to Heated Oxygen Sensor Harness 4.3L Engine, 6 Cavities)
Table 2:	C101 (Engine Harness to Body Harness 2.2L Engine, 16 Cavities)
Table 3:	C101 (Engine Harness to Body Harness 4.3L Engine, 10 Cavities)
Table 4:	C104 (Chassis to 2.2L Engine Harness, 6 Cavities)
Table 5:	C104 (Chassis to 4.3L Engine Harness, 6 Cavities)
Table 6:	C106 (Forward Lamp Harness to Body Harness) (Pickup and Utility w/o Overhead Console)
Table 7:	C106 (Forward Lamp Harness to Body Harness) (Utility w/ Overhead Console, Except Envoy)
Table 8:	C106 (Forward Lamp Harness to Body Harness) (Envoy)
Table 9:	C106 (Forward Lamp Harness to Body Harness) (Export)
Table 10:	C108 (Electric Shift Transfer Case Extension Harness to Body Harness, NP1)
Table 11:	C108 (Active Transfer Case Extension Harness to Body Harness, NP4 (Bravada Only))
Table 12:	C108 (Active Transfer Case Extension Harness to Body Harness, NP8)
Table 13:	C109 (Body Harness to the 4WAL/SIR Harness (2 Cavities)
Table 14:	C109 (Body Harness to the 4WAL/SIR Harness (6 Cavities)
Table 15:	C111 (Engine Harness to Fuel Injector Harness, 2.2L Engine)
Table 16:	C114 (w/4WD Body Harness to Front Axle Switch Extension Harness)
Table 17:	C116 (Engine Harness To Active Transfer Case Harness)
Table 18:	C117 (Engine Harness to AIR Harness, w/ California Emissions)
Table 19:	C119 (4WAL/SIR Harness To AIR Jumper Harness)
Table 20:	C200 (IP Harness to Body Harness)
Table 21:	C201 (Steering Column Harness to Redundant Steering Wheel Control Harness)
Table 22:	C203 (IP Harness to Body Harness)
Table	C204 (Floor Shifter Harness to Body Harness) (Utility)

23:

Table [C205 \(IP Harness to Console Harness, Envoy Only\)](#)

24:

Table [C209 \(Dome Harness to Body Harness\)](#)

25:

Table [C210 \(Body Harness to Redundant Steering Wheel Controls Harness\)](#)

26:

Table [C211 \(Body Harness to Steering Column Harness\)](#)

27:

Table [C214 \(Body Harness to Steering Column Harness\)](#)

28:

Table [C217 \(Body Harness to IP Harness\)](#)

29:

Table [C223 \(IP Harness to Auxiliary Power Tray\) \(Extended Cab\)](#)

30:

Table [C224 \(Body Harness to Ashtray Insert\) \(Except Envoy\)](#)

31:

Table [C224 \(Body Harness to Ashtray Insert\) \(Envoy\)](#)

32:

Table [C229 \(Body Harness to Dome Harness\)\(Utility\)](#)

33:

Table [C300 \(Dome Lamp Harness to Sunroof Harness\)](#)

34:

Table [C301 \(Dome Harness to Overhead Console\) \(Bravada and Envoy\)](#)

35:

Table [C301 \(Dome Harness to Overhead Console\) \(Except Bravada and Envoy\)](#)

36:

Table [C302 \(Power Seat Harness, LH to Power Recliner Harness, LH\) \(Utility w/ Power Seats, Non-Memory\)](#)

37:

Table [C302 \(Power Seat Harness, LH to Power Recliner Harness, LH\) \(Utility w/ Power Seats, Memory\)](#)

38:

Table [C303 \(Power Seat Harness, RH to Power Recliner Harness, RH\) \(Utility w/ Power Seats, Non-Memory\)](#)

39:

Table [C303 \(Power Seat Harness, RH to Power Recliner Harness, RH\) \(Utility w/ Power Seats, Memory\)](#)

40:

Table [C304 \(Body Harness to LR Door Harness\) \(4-Door Utility\)](#)

41:

Table [C305 \(Body Harness to LR Door Harness\) \(4-Door Utility\)](#)

42:

Table [C306 \(Body Harness to RR Door Harness\) \(4-Door Utility\)](#)

43:

Table [C307 \(Body Harness to RR Door Harness\) \(4-Door Utility\)](#)

44:

Table [C308 \(Driver Seat Assembly to Heated Seat Assembly - Driver\) \(Heated Seats\)](#)

45:


Table 46:	<u>C309 (Passenger Seat Assembly to Heated Seat Assembly - Front Passenger) (Heated Seats)</u>
Table 47:	<u>C315 (Body Harness to Passenger Seat Assembly Pigtail Connector) (4-Door Utility with Power Seats)</u>
Table 48:	<u>C317 (Utility Body Harness to Driver's Seat Assembly Pigtail Connector)</u>
Table 49:	<u>C317 (Pickup Body Harness to Driver's Seat Assembly Pigtail Connector)</u>
Table 50:	<u>C401 (Chassis Harness to Tail Lamp Harness) (Pickup)</u>
Table 51:	<u>C402 (Body Harness to RH Tail Lamp Harness) (Domestic)</u>
Table 52:	<u>C402 (Body Harness to RH Tail Lamp Harness) (Export)</u>
Table 53:	<u>C403 (Body Harness to LH Tail Lamp Harness) (Domestic)</u>
Table 54:	<u>C403 (Body Harness to LH Tail Lamp Harness) (Export)</u>
Table 55:	<u>C411 (Body Harness to Endgate Harness) (Utility)</u>
Table 56:	<u>C412 (Body Harness to Endgate Harness) (Utility)</u>
Table 57:	<u>C413 (Body Harness to Endgate Harness)</u>
Table 58:	<u>C426 (Body Harness to Liftglass Harness) (Utility)</u>
Table 59:	<u>C428 (Body Harness to Liftgate Harness)</u>
Table 60:	<u>C430 (Chassis Harness to License Lamp Harness) (Utility)</u>
Table 61:	<u>C470 (Body Harness to Load Leveling Harness) (Envoy)</u>
Table 62:	<u>C471 (Body Harness to Rear Quarter Harness) (Envoy Only)</u>
Table 63:	<u>C472 (Body Harness to Auto Level Control Harness) (Envoy Only)</u>
Table 64:	<u>C473 (Inline to Vehicle Communications Unit - Gen 1)</u>
Table 65:	<u>C474 (Body Harness to Vehicle Interface Unit - Gen 1)/C474 (Inline to Vehicle Interface Unit Jumper Harness)</u>
Table 66:	<u>C500 (Body Harness to LF Door Harness) (w/o Power Locks/Windows)</u>
Table 67:	<u>C500 (Body Harness to LF Door Harness) (w/ Power Locks/Windows)</u>
Table 68:	<u>C501 (Body Harness to LH Front Door Harness, 4-Door Only)</u>

Table 69: [C502 \(Body Harness to LF Door Harness\) \(2-Door Export\)](#)

Table 70: [C601 \(Body Harness to Door Harness, RH Front\) \(w/o Power Locks/Windows\)](#)

Table 71: [C601 \(Body Harness to Door Harness, RH Front\) \(w/ Power Locks/Windows\)](#)

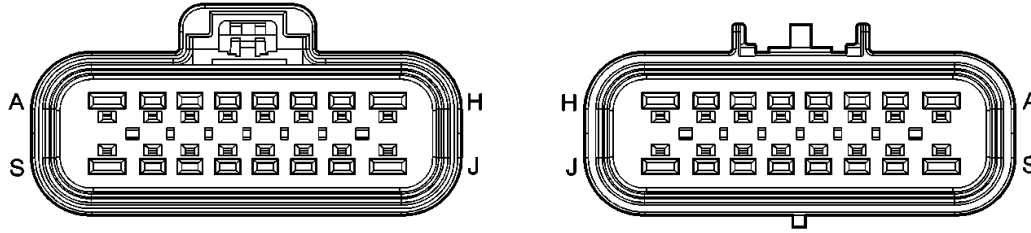
C100 (Engine Harness to Heated Oxygen Sensor Harness 4.3L Engine, 6 Cavities)



Connector Part Information		<ul style="list-style-type: none"> • 12052848 • 6-Way F Metri-Pack 150 Series (BLK) 		Connector Part Information		<ul style="list-style-type: none"> • 12124107 • 6-Way M Metri-Pack 150 Series (BLK) 	
Pin	Wire Color	Circuit No.	Function	Pin	Wire Color	Circuit No.	Function
A	PPL	1666	Oxygen Sensor HI - Right Forward of Catalytic Converter	A	PPL	1666	Oxygen Sensor HI - Right Forward of Catalytic Converter
B	TAN	1667	Oxygen Sensor LO - Right Forward of Catalytic Converter	B	TAN	1667	Oxygen Sensor LO - Right Forward of Catalytic Converter
C	PPL/WHT	1668	Oxygen Sensor HI - Left Rear of Catalytic Converter	C	PPL/WHT	1668	Oxygen Sensor HI - Left Rear of Catalytic Converter
D	TAN/WHT	1669	Oxygen Sensor LO - Left Rear of Catalytic Converter	D	TAN/WHT	1669	Oxygen Sensor LO - Left Rear of Catalytic Converter
E	PNK	539	Fuse - Output Ignition 1	E	PNK	539	Fuse - Output Ignition 1
F	BLK	350	Ground	F	BLK	350	Ground

C101 (Engine Harness to Body Harness 2.2L Engine, 16 Cavities)

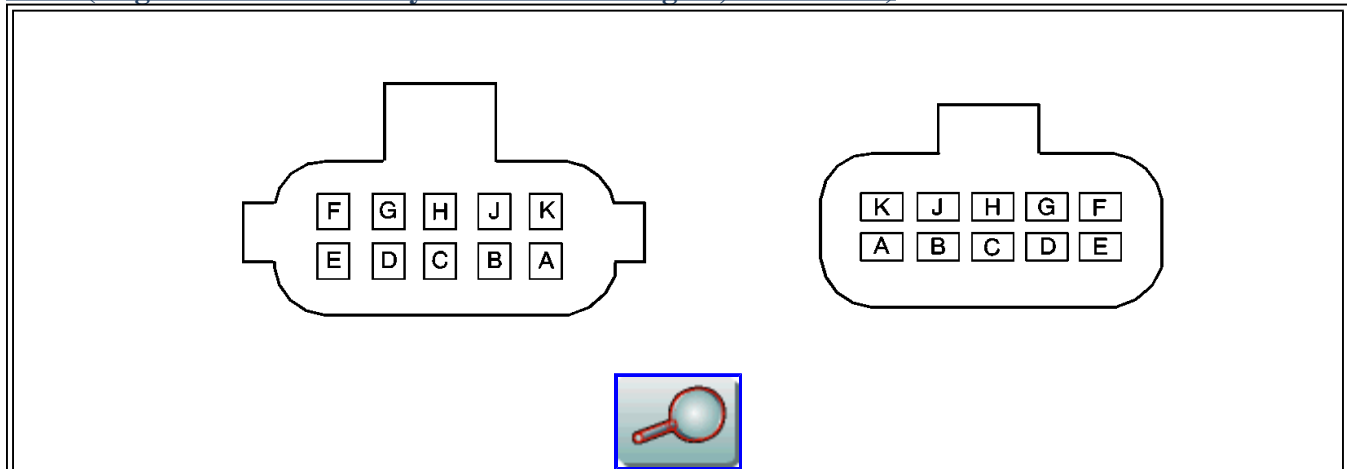
--	--	--	--	--	--	--	--



Connector Part Information				Connector Part Information			
<ul style="list-style-type: none"> • 15326084 • 16-Way F Metri-Pack 150 Series (BLK) 				<ul style="list-style-type: none"> • 15326085 • 16-Way M Metri-Pack 150 Series (BLK) 			
Pin	Wire Color	Circuit No.	Function	Pin	Wire Color	Circuit No.	Function
A	WHT	121	Tachometer Signal	A	WHT	121	Tachometer Signal
B	--	--	Not Used (w/o A/C)	B	--	--	Not Used (w/o A/C)
B	LT BLU	203	Air Conditioning High Pressure (w/ A/C)	B	LT BLU	203	Air Conditioning High Pressure (w/ A/C)
C	TAN/WHT	331	Oil Pressure Sensor Signal	C	TAN/WHT	331	Oil Pressure Sensor Signal
D	LT GRN/BLK	584	Fuse Output - Brake Transmission Shift Interlock	D	LT GRN/BLK	584	Fuse Output - Brake Transmission Shift Interlock (Auto Trans Only)
E	PPL	420	Brake Pedal Switch Output - Torque Converter	E	PPL	420	Brake Pedal Switch Output - Torque Converter (Auto Trans Only)
F	YEL/BLK	1827	Vehicle Speed Sensor - 128000 Pulses Per Mile	F	YEL/BLK	1827	Vehicle Speed Sensor - 128000 Pulses Per Mile
G	PNK	1020	Fuse Output - Off/Run/Crank - Type III Fuse	G	PNK	1020	Fuse Output - Off/Run/Crank - Type III Fuse
H	YEL	710	Serial Data Signal - Class 2 - 10400 Baud-Second	H	YEL	710	Serial Data Signal - Class 2 - 10400 Baud-Second
J	--	--	Not Used (Man Trans)	J	BRN/WHT	379	Not Used (Man Trans)
J	PPL	420	Brake Pedal Switch Output - Torque Converter (Auto Trans)	J	BRN/WHT	379	Cruise Control Clutch Pedal Switch Output (Auto Trans)
K	--	--	Not Used (Man Trans)	K	BRN/WHT	379	Not Used (Man Trans)

K	BRN/WHT	379	Cruise Control Clutch Pedal Switch Output (Auto Trans)	K	BRN/WHT	379	Cruise Control Clutch Pedal Switch Output (Auto Trans)
L	BRN/WHT	419	Brake Pedal Switch Output - Torque Converter	L	BRN/WHT	419	Brake Pedal Switch Output - Torque Converter
M	DK GRN/WHT	817	Vehicle Speed Signal - 4000 Pulses Per Mile	M	DK GRN/WHT	817	Vehicle Speed Signal - 4000 Pulses Per Mile
N	DK GRN	389	Vehicle Speed Signal - 4000 Pulses Per Mile	N	DK GRN	389	Vehicle Speed Signal - 4000 Pulses Per Mile
P	--	--	Not Used (Man Trans)	P	--	--	Not Used (Man Trans)
P	LT BLU/BLK	396	Cruise Control Signal Engaged (Auto Trans)	P	LT BLU/BLK	396	Cruise Control Signal Engaged (Auto Trans)
R	DK GRN	1049	Serial Data Signal - Class 2 - 10400 Baud Diagnostic to PCM/VCM	R	DK GRN	1049	Serial Data Signal - Class 2 - 10400 Baud Diagnostic to PCM/VCM
S	--	--	Not Used	S	--	--	Not Used

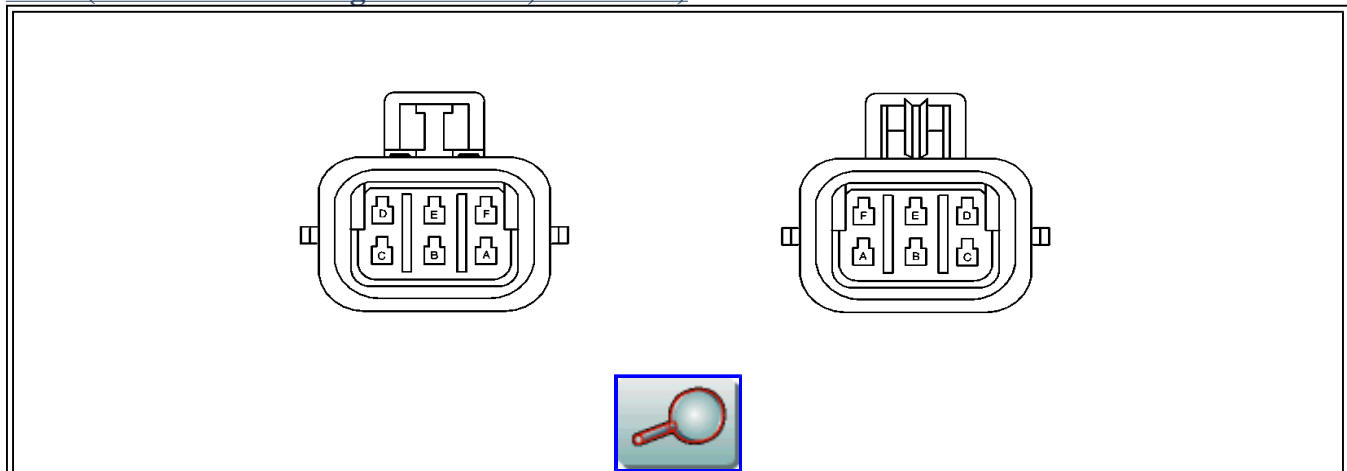
C101 (Engine Harness to Body Harness 4.3L Engine, 10 Cavities)



Connector Part Information		<ul style="list-style-type: none"> • 12177081 • 10-Way F Global Technology, 150 Series, Sealed (BLK) 		Connector Part Information		<ul style="list-style-type: none"> • 12052606 • 10-Way M Metri-Pack, 150 Series, Sealed (BLK) 	
Pin	Wire Color	Circuit No.	Function	Pin	Wire Color	Circuit No.	Function
A	WHT	121	Tachometer Signal	A	WHT	121	Tachometer Signal
B	LT BLU	203	Air Conditioning Refrigerant High Pressure Cut - Out Switch Feed	B	LT BLU	203	Air Conditioning Refrigerant High Pressure Cut - Out Switch Feed
B	LT BLU	203	Air Conditioning Refrigerant High Pressure Cut - Out	B	--	--	Not Used (Non-A/C)

			Switch Feed				
C	TAN/WHT	331	Oil Pressure Sensor Signal	C	TAN/WHT	331	Oil Pressure Sensor Signal
D	LT GRN/BLK	584	Fuse Output - Brake Transmission Shift Interlock (Auto Trans Only)	D	LT GRN/BLK	584	Fuse Output - Brake Transmission Shift Interlock (Auto Trans Only)
E	RED	1676	Exhaust Gas Recirculation Solenoid Feed	E	RED	1676	Exhaust Gas Recirculation Solenoid Feed
F	YEL/BLK	1827	Vehicle Speed Signal - 128000 Pulses Per Mile	F	YEL/BLK	1827	Vehicle Speed Signal - 128000 Pulses Per Mile
G	PNK	1020	Fuse Output - Off/Run/Crank - Type III Fuse	G	PNK	1020	Fuse Output - Off/Run/Crank - Type III Fuse
H	WHT	257	Exhaust Gas Recirculation Solenoid Control	H	WHT	257	Exhaust Gas Recirculation Solenoid Control
J	PPL	420	Brake Pedal Switch Output - Torque Converter Clutch (A/T Only)	J	BRN/WHT	379	Brake Pedal Switch Output - Torque Converter Clutch (A/T Only)
K	BRN/WHT	379	Cruise Control Clutch Pedal Switch Output	K	BRN/WHT	379	Cruise Control Clutch Pedal Switch Output

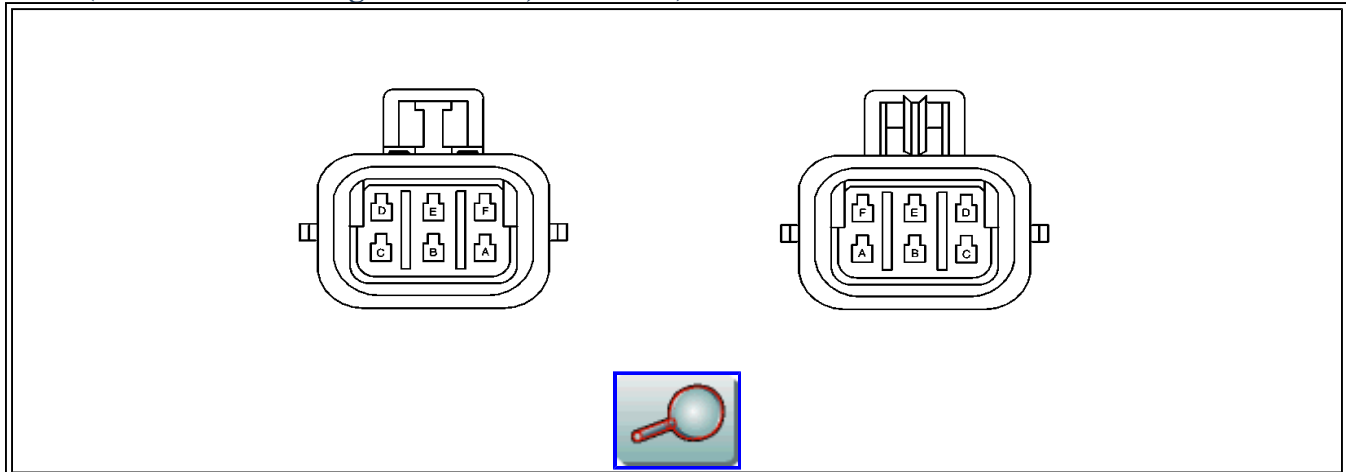
C104 (Chassis to 2.2L Engine Harness, 6 Cavities)



Connector Part Information		<ul style="list-style-type: none"> • 12052848 • 6-Way F Metri-Pack 150 Series, Sealed, Self Locking (BLK) 		Connector Part Information		<ul style="list-style-type: none"> • 12124107 • 6-Way M Metri-Pack 150 Series, Sealed, Self Locking (BLK) 	
Pin	Wire Color	Circuit No.	Function	Pin	Wire Color	Circuit No.	Function
A	WHT	1310	Canister Vent Valve	A	WHT	1310	Canister Vent Valve

			Solenoid Control				Solenoid Control
B	DK GRN	890	Fuel Tank Pressure Sensor Signal	B	DK GRN	890	Fuel Tank Pressure Sensor Signal
C	GRY	705	Reference Voltage Feed - 5 Volt Reference	C	GRY	705	Reference Voltage Feed - 5 Volt Reference
D	ORN/BLK	510	Fuel Sender Return	D	ORN/BLK	510	Fuel Sender Return
E	PPL	1589	Fuel Gauge Sensor Signal	E	PPL	1589	Fuel Gauge Sensor Signal
F	--	--	Not Used	F	--	--	Not Used

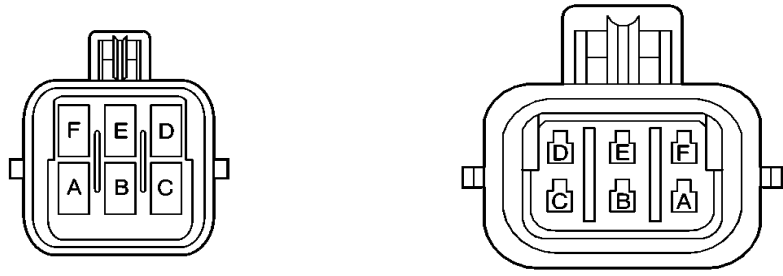
C104 (Chassis to 4.3L Engine Harness, 6 Cavities)



Connector Part Information		<ul style="list-style-type: none"> • 12052848 • 6-Way F Metri-Pack 150 Series, Sealed, Self Locking (BLK) 		Connector Part Information		<ul style="list-style-type: none"> • 12124107 • 6-Way M Metri-Pack 150 Series, Sealed, Self Locking (BLK) 	
Pin	Wire Color	Circuit No.	Function	Pin	Wire Color	Circuit No.	Function
A	WHT	1310	Canister Control Valve Solenoid Output	A	WHT	1310	Canister Control Valve Solenoid Output
B	DK GRN	890	Fuel Tank Pressure Sensor Signal	B	DK GRN	890	Fuel Tank Pressure Sensor Signal
C	GRY	474	Reference Voltage Feed - 5 Volt Reference	C	GRY	474	Reference Voltage Feed - 5 Volt Reference
D	BLK/WHT	470	Multiple Sensor Return	D	BLK	470	Multiple Sensor Return
E	PPL	1589	Fuel Gauge Sensor Signal	E	PPL	1589	Fuel Gauge Sensor Signal
F	--	--	Not Used	F	--	--	Not Used

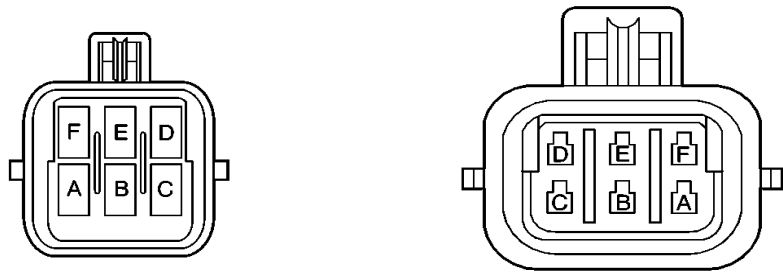
C106 (Forward Lamp Harness to Body Harness) (Pickup and Utility w/o Overhead Console)

--	--	--	--	--	--	--	--



Connector Part Information				<ul style="list-style-type: none"> • 12052848 • 6-Way F Metri-Pack 150 Series, Sealed (BLK) 				Connector Part Information				<ul style="list-style-type: none"> • 12124107 • 6-Way M Metri-Pack 150 Series, Sealed (BLK) 			
Pin	Wire Color	Circuit No.	Function	Pin	Wire Color	Circuit No.	Function	Pin	Wire Color	Circuit No.	Function	Pin	Wire Color	Circuit No.	Function
A-D	--	--	Not Used	A-D	--	--	Not Used	A-D	--	--	Not Used	A-D	--	--	Not Used
E	BLK/WHT	1851	Ground	E	BLK/WHT	1851	Ground	E	BLK/WHT	1851	Ground	E	BLK/WHT	1851	Ground
F	--	--	Not Used	F	--	--	Not Used	F	--	--	Not Used	F	--	--	Not Used

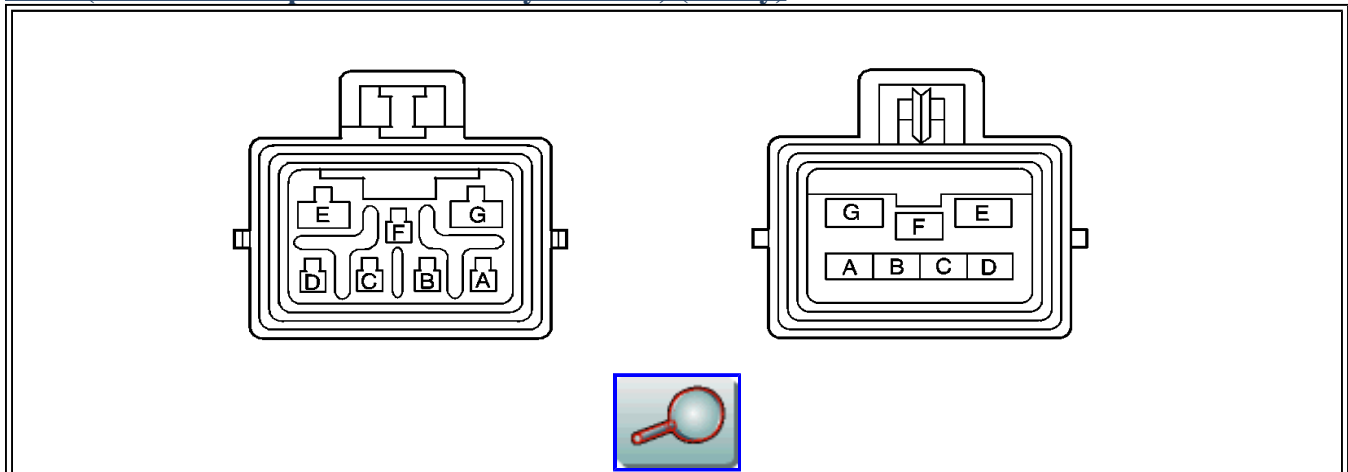
C106 (Forward Lamp Harness to Body Harness) (Utility w/ Overhead Console, Except Envoy)



Connector Part Information				<ul style="list-style-type: none"> • 12052848 • 6-Way F Metri-Pack 150 Series, Sealed (BLK) 				Connector Part Information				<ul style="list-style-type: none"> • 12124107 • 6-Way M Metri-Pack 150 Series, Sealed (BLK) 			
Pin	Wire Color	Circuit No.	Function	Pin	Wire Color	Circuit No.	Function	Pin	Wire Color	Circuit No.	Function	Pin	Wire Color	Circuit No.	Function
A	LT GRN/BLK	735	Outside Ambient Air Temperature Sensor Signal	A	LT GRN/BLK	735	Outside Ambient Air Temperature Sensor Signal	A	LT GRN/BLK	735	Outside Ambient Air Temperature Sensor Signal	A	LT GRN/BLK	735	Outside Ambient Air Temperature Sensor Signal
B	BLK/WHT	451	Ground	B	BLK/WHT	451	Ground	B	BLK/WHT	451	Ground	B	BLK/WHT	451	Ground
C	DK GRN/WHT	636	Outside Ambient Air Temperature Sensor Signal	C	DK GRN/WHT	636	Outside Ambient Air Temperature Sensor Signal	C	DK GRN/WHT	636	Outside Ambient Air Temperature Sensor Signal	C	DK GRN/WHT	636	Outside Ambient Air Temperature Sensor Signal


D	BLK	552	Sensor Return	D	BLK	552	Sensor Return
E	BLK/WHT	1851	Ground	E	BLK/WHT	1851	Ground
F	--	--	Not Used	F	--	--	Not Used

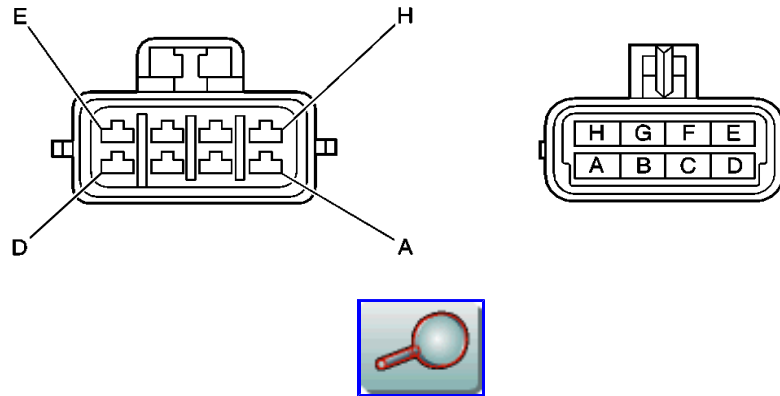
C106 (Forward Lamp Harness to Body Harness) (Envoy)



Connector Part Information		<ul style="list-style-type: none"> • 12059472 • 7-Way F Metri-Pack 150, 480 Series, Sealed (BLK) 		Connector Part Information		<ul style="list-style-type: none"> • 12066260 • 7-Way M Metri-Pack 150, 480 Series, Sealed (BLK) 	
Pin	Wire Color	Circuit No.	Function	Pin	Wire Color	Circuit No.	Function
A	LT GRN/BLK	735	Ambient Air Temperature Sensor Signal	A	LT GRN/BLK	735	Ambient Air Temperature Sensor Signal
B	BLK/WHT	451	Ground	B	BLK/WHT	451	Ground
C	DK GRN/WHT	636	Ambient Air Temperature Sensor Signal	C	DK GRN/WHT	636	Ambient Air Temperature Sensor Signal
D	BLK	552	Sensor Return	D	BLK	552	Sensor Return
E	LT BLU	1346	Headlamp Relay Output	E	LT BLU	1346	Headlamp Relay Output
F	BLK/WHT	1851	Ground	F	BLK/WHT	1851	Ground
G	--	--	Not Used	G	--	--	Not Used

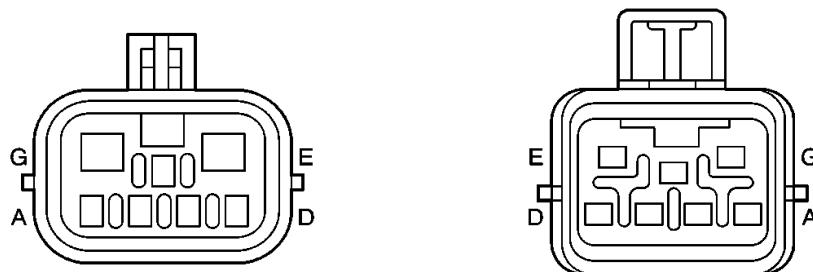
C106 (Forward Lamp Harness to Body Harness) (Export)





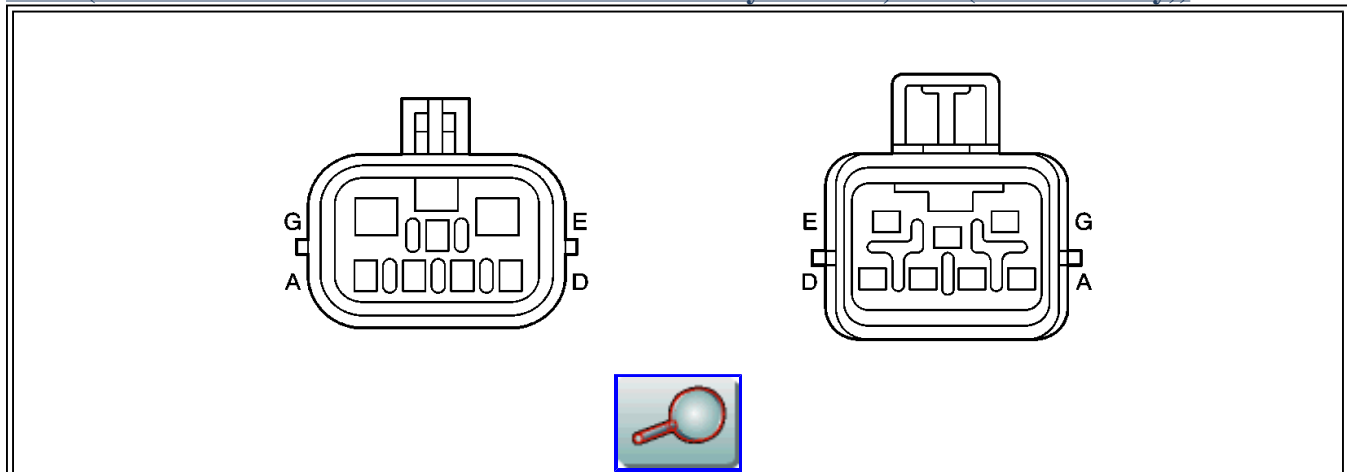
Connector Part Information		<ul style="list-style-type: none"> • 12047937 • 8-Way F Metri-Pack 150 Series, Sealed (BLK) 		Connector Part Information		<ul style="list-style-type: none"> • 12186108 • 8-Way M Metri-Pack 150 Series, Sealed (BLK) 	
Pin	Wire Color	Circuit No.	Function	Pin	Wire Color	Circuit No.	Function
A	LT GRN/BLK	735	Ambient Air Temperature Sensor Signal	A	LT GRN/BLK	735	Ambient Air Temperature Sensor Signal
B	BLK/WHT	451	Ground	B	BLK/WHT	451	Ground
C	DK GRN/WHT	636	Ambient Air Temperature Sensor Signal (w/Auto A/C)	C	DK GRN/WHT	636	Ambient Air Temperature Sensor Signal
D	BLK	552	Sensor Return (w/Auto A/C)	D	BLK	552	Sensor Return
E	DK GRN	189	Headlamp Leveling Motor Feed	E	DK GRN	189	Headlamp Leveling Motor Feed
F	BLK	1050	Ground	F	BLK	1050	Ground
G	BLK/WHT	1851	Ground	G	BLK/WHT	1851	Ground
H	--	--	Not Used	H	--	--	Not Used

C108 (Electric Shift Transfer Case Extension Harness to Body Harness, NP1)



Connector Part Information		<ul style="list-style-type: none"> • 12059472 • 7-Way F Metri-Pack 150, 480 Series Sealed (BLK) 		Connector Part Information		<ul style="list-style-type: none"> • 12052200 • 7-Way M Metri-Pack 150, 480 Series Sealed (BLK) 	
Pin	Wire Color	Circuit No.	Function	Pin	Wire Color	Circuit No.	Function
A	BRN/WHT	1555	Transfer Case Position Switch Encoder Signal - Channel P	A	BRN/WHT	1555	Transfer Case Position Switch Encoder Signal - Channel P
B	BLK/WHT	1554	Transfer Case Encoder Signal Return	B	BLK/WHT	1554	Transfer Case Encoder Signal Return
C	DK BLU/WHT	1557	Transfer Case Position Switch Encoder Signal - Channel A	C	DK BLU/WHT	1557	Transfer Case Position Switch Encoder Signal - Channel A
D	YEL/BLK	1558	Transfer Case Position Switch Encoder Signal - Channel B	D	YEL/BLK	1558	Transfer Case Position Switch Encoder Signal - Channel B
E	BLK	1552	Transfer Case Motor Control A	E	BLK	1552	Transfer Case Motor Control A
F	RED/WHT	1556	Transfer Case Position Switch Encoder Signal - Channel C	F	RED/WHT	1556	Transfer Case Position Switch Encoder Signal - Channel C
G	RED	1553	Transfer Case Motor Control B	G	RED	1553	Transfer Case Motor Control B

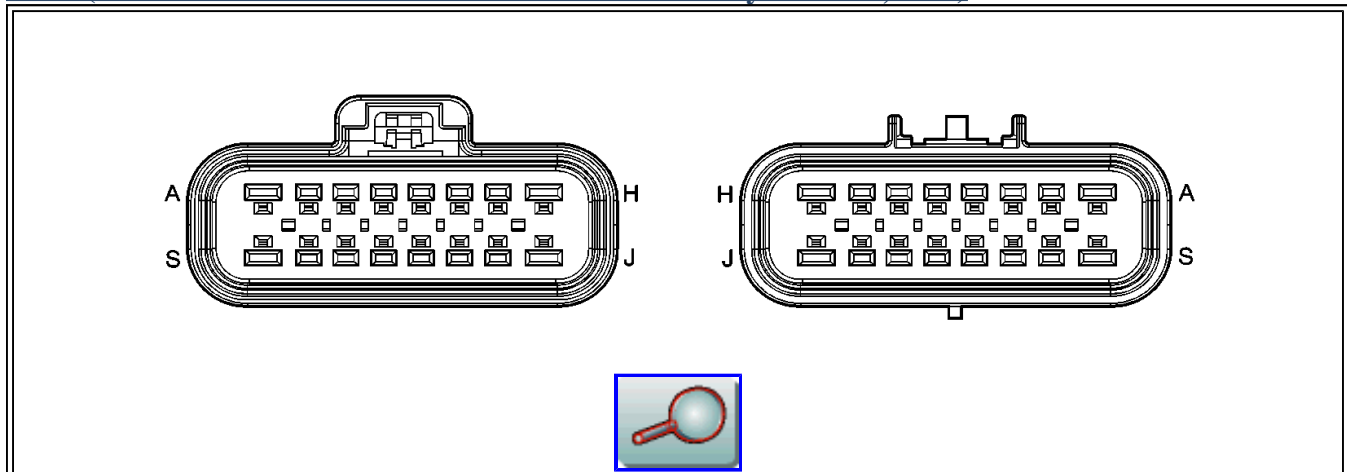
C108 (Active Transfer Case Extension Harness to Body Harness, NP4 (Bravada Only))



Connector Part Information	<ul style="list-style-type: none"> • 12059472 • 7-Way F Metri-Pack 150,480 Series Sealed (BLK) 	Connector Part Information	<ul style="list-style-type: none"> • 12052200 • 7-Way M Metri-Pack 150,480 Series Sealed (BLK)
----------------------------	--	----------------------------	--

Pin	Wire Color	Circuit No.	Function	Pin	Wire Color	Circuit No.	Function
A	BLK	850	Ground	A	BLK	850	Ground
B	YEL	400	Vehicle Speed Sensor Signal - Transfer Case Front HI	B	YEL	400	Vehicle Speed Sensor Signal - Transfer Case Front HI
C	PPL	401	Vehicle Speed Sensor Return - Transfer Case Front LO	C	PPL	401	Vehicle Speed Sensor Return - Transfer Case Front LO
D	LT BLU	2221	Vehicle Speed Sensor Signal	D	LT BLU	2221	Vehicle Speed Sensor Signal
E	BLK	1552	Transfer Case Motor Control A	F	BLK	1552	Transfer Case Motor Control A
F	DK GRN	2222	Vehicle Speed Sensor Return	F	DK GRN	2222	Vehicle Speed Sensor Return
G	RED	1553	Transfer Case Motor Control A	G	RED	1553	Transfer Case Motor Control A

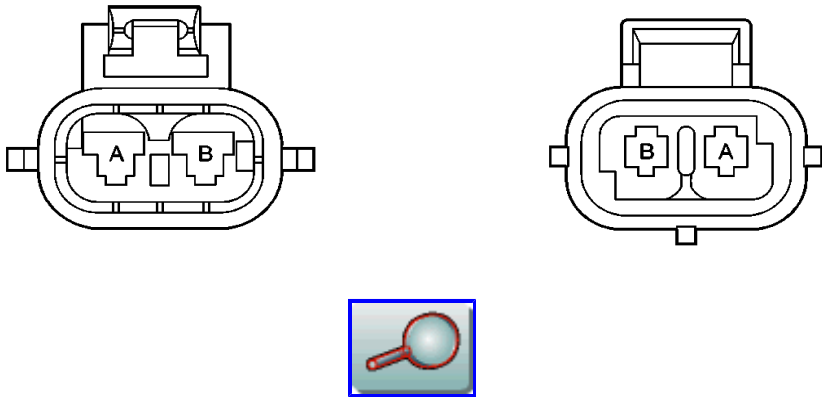
C108 (Active Transfer Case Extension Harness to Body Harness, NP8)



Connector Part Information		<ul style="list-style-type: none"> • 15326084 • 16-Way F Global Technology 150,280 Series (BLK) 		Connector Part Information		<ul style="list-style-type: none"> • 15326085 • 16-Way M global Technology 150,280 Series (BLK) 	
Pin	Wire Color	Circuit No.	Function	Pin	Wire Color	Circuit No.	Function
A	BLK	1552	Transfer Case Motor Control A	A	BLK	1552	Transfer Case Motor Control A
B	YEL	400	Vehicle Speed Sensor Signal	B	YEL	400	Vehicle Speed Sensor Signal
C	PPL	401	Vehicle Speed Sensor Return	C	PPL	401	Vehicle Speed Sensor Return
D	LT GRN/BLK	431	Reference Voltage Feed - 8 Volt Reference	D	LT GRN/BLK	431	Reference Voltage Feed - 8 Volt Reference

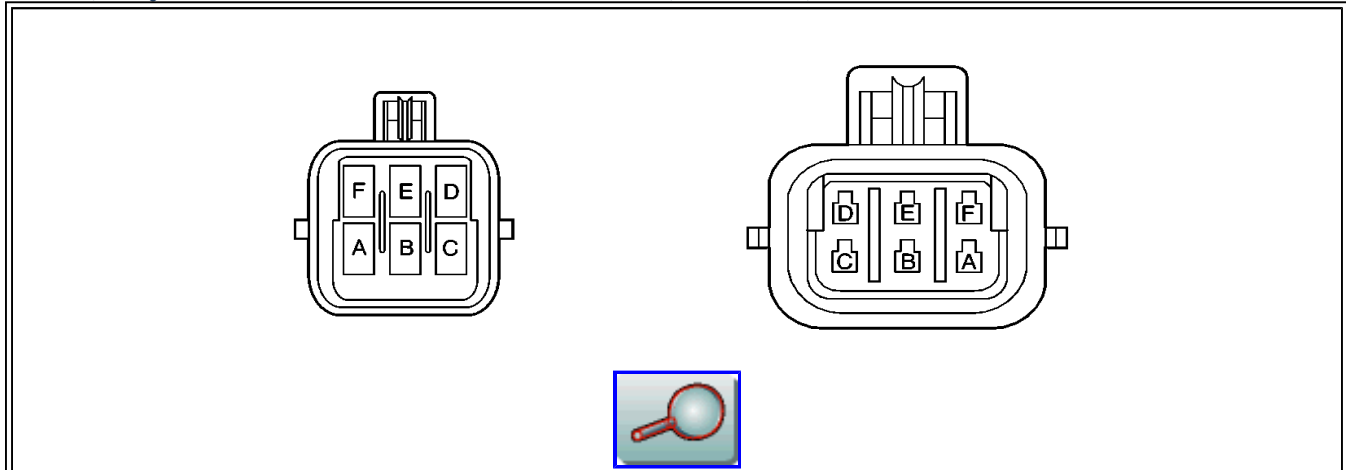
E	BLK/WHT	1554	Transfer Case Encoder Signal Return	E	BLK/WHT	1554	Transfer Case Encoder Signal Return
F	BRN/WHT	1555	Transfer Case Position Switch Encoder Signal	F	BRN/WHT	1555	Transfer Case Position Switch Encoder Signal
G	RED/WHT	1556	Transfer Case Position Switch Encoder Signal	G	RED/WHT	1556	Transfer Case Position Switch Encoder Signal
H	ORN	1640	Fuse Output - Battery - Type III Fuse	H	ORN	1640	Fuse Output - Battery - Type III Fuse
J	RED	1553	Transfer Case Motor Control B	J	RED	1553	Transfer Case Motor Control B
K	LT BLU	2221	Vehicle Speed Sensor Signal - Transfer Case Rear LO	K	LT BLU	2221	Vehicle Speed Sensor Signal - Transfer Case Rear LO
L	DK GRN	2222	Vehicle Speed Signal Return - Transfer Case Rear HI	L	DK GRN	2222	Vehicle Speed Signal Return - Transfer Case Rear HI
M	DK BLU/WHT	1557	Transfer Case Position Switch Encoder Signal	M	DK BLU/WHT	1557	Transfer Case Position Switch Encoder Signal
N	YEL/BLK	1558	Transfer Case Position Switch Encoder Signal	N	YEL/BLK	1558	Transfer Case Position Switch Encoder Signal
P	BLK	850	Ground	P	BLK	850	Ground
R	--	--	Not Used	R	--	--	Not Used
S	TAN	1569	Transfer Case Lock Solenoid Output	S	TAN	1569	Transfer Case Lock Solenoid Output

C109 (Body Harness to the 4WAL/SIR Harness (2 Cavities))

			
Connector Part Information	<ul style="list-style-type: none"> • 12160310 • 2-Way F Metri-Pack 280 Series, Sealed 	Connector Part Information	<ul style="list-style-type: none"> • 12084180 • 2-Way Metri-Pack 280 Series, Sealed

		(YEL)				(YEL)	
Pin	Wire Color	Circuit No.	Function	Pin	Wire Color	Circuit No.	Function
A	YEL	1834	SIR Forward Sensor Signal	A	YEL	1834	SIR Forward Sensor Signal
B	BLK/WHT	1851	Ground	B	BLK/WHT	1851	Ground


C109 (Body Harness to the 4WAL/SIR Harness (6 Cavities))

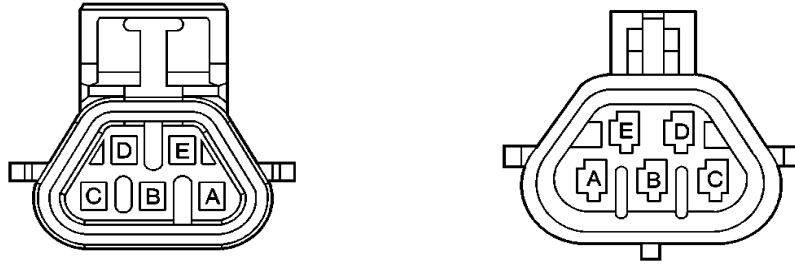


Connector Part Information	<ul style="list-style-type: none"> • 12052848 • 6-Way F Metri-Pack 280 Series, Sealed (BLK) 	Connector Part Information	<ul style="list-style-type: none"> • 12124107 • 6-Way M Metri-Pack 280 Series, Sealed (BLK)
-----------------------------------	---	-----------------------------------	---

Pin	Wire Color	Circuit No.	Function	Pin	Wire Color	Circuit No.	Function
A	YEL	2160	SIR Forward Sensor Signal	A	YEL	2160	SIR Forward Sensor Signal
B	BLK/WHT	2151	SIR Ground	B	BLK/WHT	2151	SIR Ground
C	LT BLU	830	Wheel Speed Sensor Signal - Left Front	C	LT BLU	830	Wheel Speed Sensor Signal - Left Front
D	DK GRN	872	Wheel Speed Sensor Signal - Right Front	D	DK GRN	872	Wheel Speed Sensor Signal - Right Front
E	YEL	873	Wheel Speed Sensor Return - Left Front	E	YEL	873	Wheel Speed Sensor Return - Left Front
F	TAN	833	Wheel Speed Sensor Return - Right Front	F	TAN	833	Wheel Speed Sensor Return - Right Front

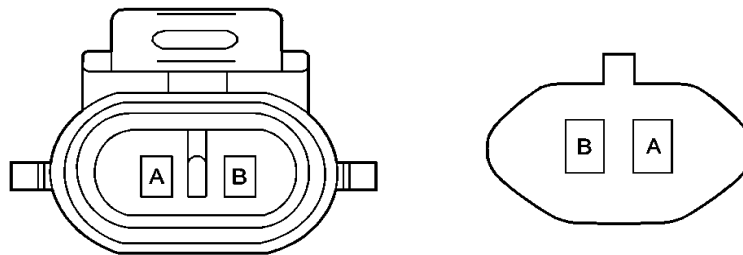
C111 (Engine Harness to Fuel Injector Harness, 2.2L Engine)





Connector Part Information		<ul style="list-style-type: none"> • 12146045 • 5-Way F Metri-Pack 150 Series, Sealed (NAT) 		Connector Part Information		<ul style="list-style-type: none"> • 12103974 • 5-Way M Metri-Pack 150 Series, Sealed (NAT) 	
Pin	Wire Color	Circuit No.	Function	Pin	Wire Color	Circuit No.	Function
A	PNK	439	Fuse Output - Ignition 1	A	GRY	120	Fuel Injector Feed
B	BLK	1744	Fuel Injector 1 Output	B	BLK	1744	Fuel Injector 1 Output
C	LT GRN/BLK	1745	Fuel Injector 2 Output	C	LT GRN/BLK	1745	Fuel Injector 2 Output
D	PNK/BLK	1746	Fuel Injector 3 Output	D	PNK/BLK	1746	Fuel Injector 3 Output
E	LT BLU/BLK	844	Fuel Injector 4 Output	E	LT BLU/BLK	844	Fuel Injector 4 Output

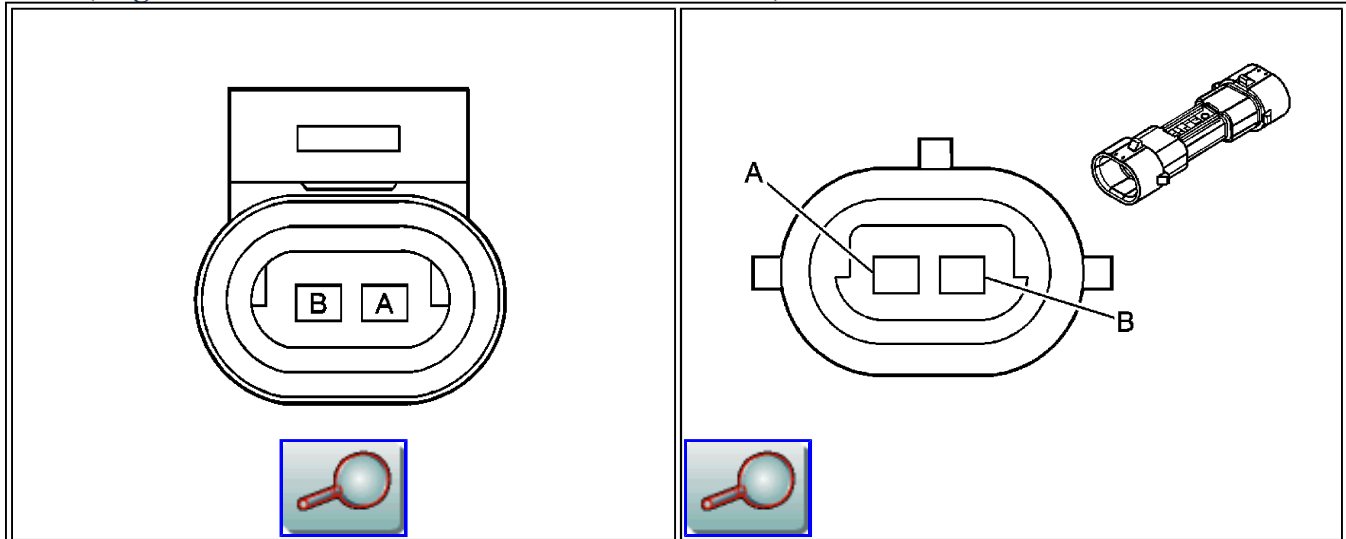
C114 (w/4WD Body Harness to Front Axle Switch Extension Harness)



Connector Part Information		<ul style="list-style-type: none"> • 12052641 • 2-Way F Metri-Pack 150 Series, Sealed, (BLK) 		Connector Part Information		<ul style="list-style-type: none"> • 12162000 • 2-Way Metri-Pack 150 Series, Sealed, (BLK) 	
		Circuit				Circuit	

Pin	Wire Color	No.	Function	Pin	Wire Color	No.	Function
A	BRN	241	Fuse Output - Ignition 3 - Type III Fuse	A	BRN	241	Fuse Output - Ignition 3 - Type III Fuse
B	BLK/WHT	1695	Four Wheel Drive Front Wheel Lock Telltale Feed	B	BLK/WHT	1695	Four Wheel Drive Front Wheel Lock Telltale Feed

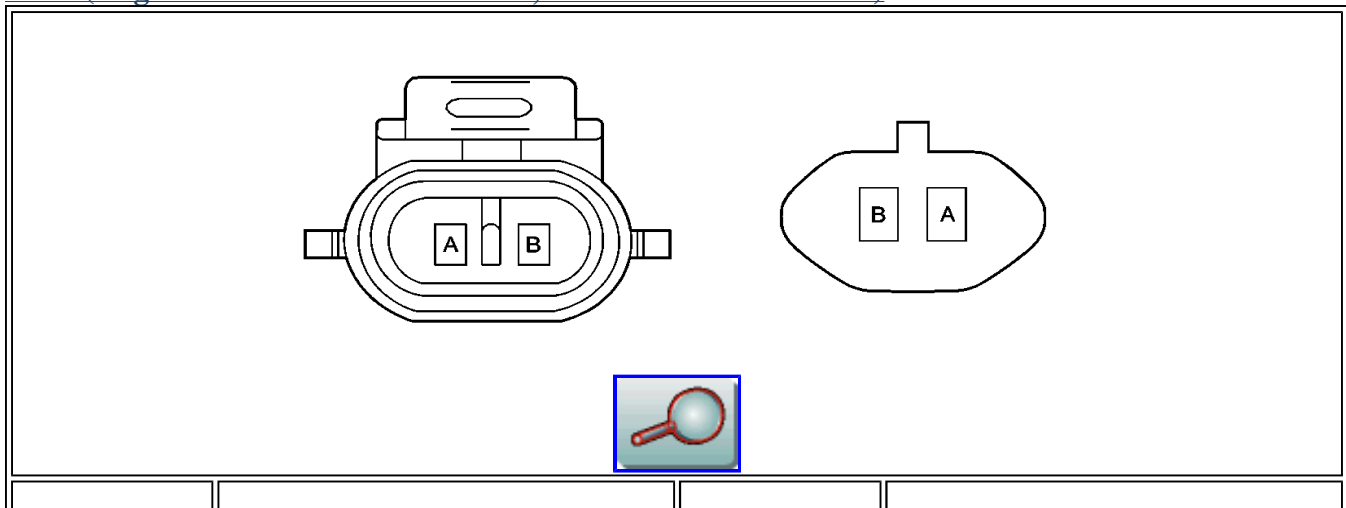
C116 (Engine Harness To Active Transfer Case Harness)



Connector Part Information	<ul style="list-style-type: none"> • 12162194 • 2 Way F Metri-Pack 150.2 Series Sealed, Pull-to-Seat (BLK) 	Connector Part Information	<ul style="list-style-type: none"> • 12160435 • 2 Way M Metri-Pack 150 Series, Insert Molded (BLK)
-----------------------------------	--	-----------------------------------	--

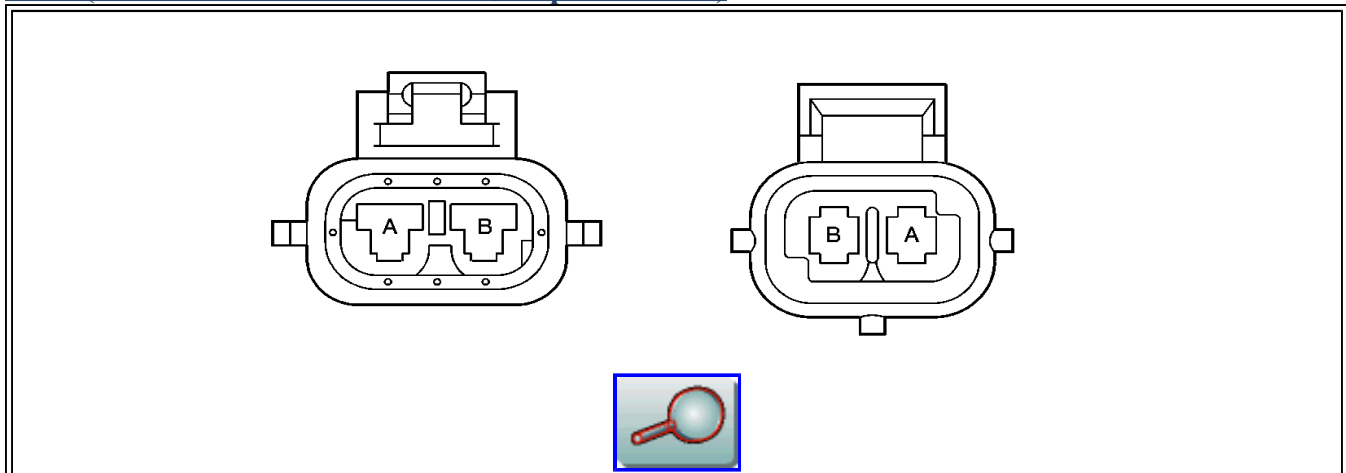
Pin	Wire Color	Circuit No.	Function	Pin	Wire Color	Circuit No.	Function
A	PPL/WHT	821	Vehicle Speed Sensor Signal	A	PPL/WHT	821	Vehicle Speed Sensor Signal
B	LT GRN/BLK	822	Vehicle Speed Sensor Return	B	LT GRN/BLK	822	Vehicle Speed Sensor Return

C117 (Engine Harness to AIR Harness, w/ California Emissions)



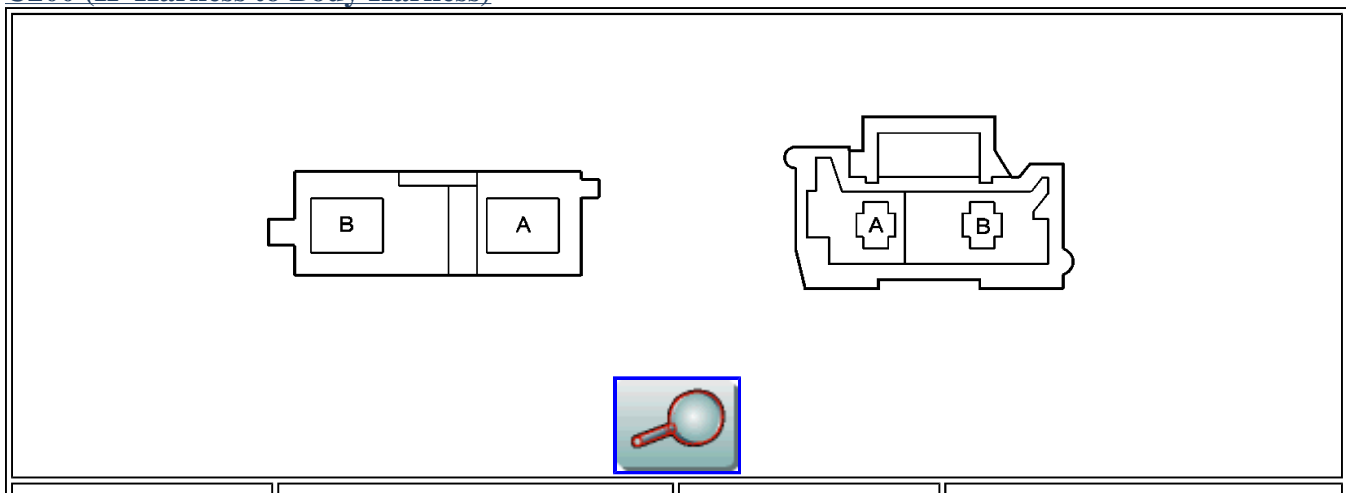
Connector Part Information		<ul style="list-style-type: none"> • 12052641 • 2-Way F Metri-Pack 150 Series, Sealed (BLK) 		Connector Part Information		<ul style="list-style-type: none"> • 12162000 • 2-Way M Metri-Pack 150 Series, Sealed (BLK) 	
Pin	Wire Color	Circuit No.	Function	Pin	Wire Color	Circuit No.	Function
A	PNK	639	Fuse Output - Ignition 1 - Type III Fuse	A	PNK	639	Fuse Output - Ignition 1 - Type III Fuse
B	BRN	436	Air Injection Reactor Pump Motor Relay Output	B	BRN	436	Air Injection Reactor Pump Motor Relay Output

C119 (4WAL/SIR Harness To AIR Jumper Harness)



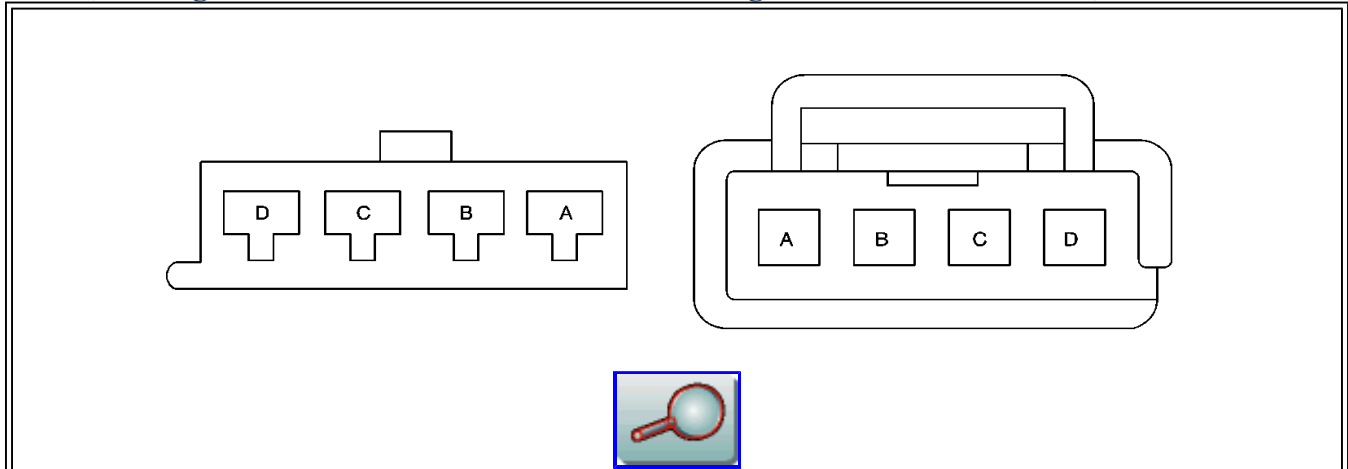
Connector Part Information		<ul style="list-style-type: none"> • 12077988 • 2-Way F Metri-Pack 280 Series, Sealed (YEL) 		Connector Part Information		<ul style="list-style-type: none"> • 12084180 • 2-Way M Metri-Pack 280 Series, Sealed (YEL) 	
Pin	Wire Color	Circuit No.	Function	Pin	Wire Color	Circuit No.	Function
A	YEL	1834	SIR Forward Sensor Signal	A	YEL	1834	SIR Forward Sensor Signal
B	BLK/WHT	1851	Ground	B	BLK/WHT	1851	Ground

C200 (IP Harness to Body Harness)



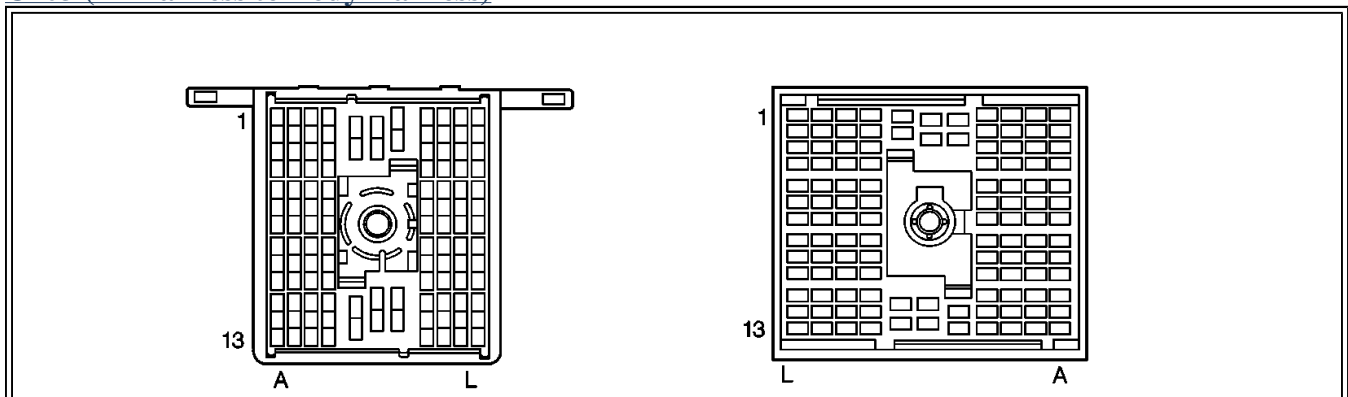
Connector Part Information		<ul style="list-style-type: none"> • 12186991 • 2-Way F Metri-Pack 280 Series, (YEL) 		Connector Part Information		<ul style="list-style-type: none"> • 12186989 • 2-Way M Metri-Pack 280 Series, (YEL) 	
Pin	Wire Color	Circuit No.	Function	Pin	Wire Color	Circuit No.	Function
A	WHT/BLK	1403	SIR Inflator Feed - Passenger	A	WHT/BLK	1403	SIR Inflator Feed - Passenger
B	DK GRN/WHT	1404	SIR Inflator Output - Passenger	B	DK GRN/WHT	1404	SIR Inflator Output - Passenger

C201 (Steering Column Harness to Redundant Steering Wheel Control Harness)



Connector Part Information		<ul style="list-style-type: none"> • 12092162 • 4-Way F Metri-Pack 150 Series, (BLK) 		Connector Part Information		<ul style="list-style-type: none"> • 15326050 • 4-Way M Metri-Pack 150 Series, (BLK) 	
Pin	Wire Color	Circuit No.	Function	Pin	Wire Color	Circuit No.	Function
A	YEL	43	Fuse Output Accessory	A	YEL	43	Fuse Output Accessory
B	GRY	949	Instrument Panel Lamp Feed	B	GRY	949	Instrument Panel Lamp Feed
C	LT GRN	1011	Remote Radio Control Signal	C	LT GRN	1011	Remote Radio Control Signal
D	BLK	152	Ground	D	BLK	152	Ground

C203 (IP Harness to Body Harness)





Connector Part Information		<ul style="list-style-type: none"> • 15318195 • 116-Way F Metri-Pack 150,280 Series (BLK) 		Connector Part Information		<ul style="list-style-type: none"> • 12162463 • 116-Way M Metri-Pack 150,280 Series (BLK) 	
Pin	Wire Color	Circuit No.	Function	Pin	Wire Color	Circuit No.	Function
A1	LT BLU	115	Speaker Return - Right Rear	A1	LT BLU	115	Speaker Return - Right Rear
A2	DK BLU	46	Speaker Feed - Right Rear	A2	DK BLU	46	Speaker Feed - Right Rear
A3	YEL	116	Speaker Feed - Left Rear	A3	YEL	116	Speaker Feed - Left Rear
A4	BRN	199	Speaker Feed - Left Rear	A4	BRN	199	Speaker Feed - Left Rear
A5	GRY	118	Speaker Return - Left Front	A5	GRY	118	Speaker Return - Left Front
A6	TAN	201	Speaker Feed - Left Front	A6	TAN	201	Speaker Feed - Left Front
A7	BARE	2011	Drain Wire Return - Left Front Audio (w/ Uplevel Audio Only)	A7	BARE	2011	Drain Wire Return - Left Front Audio (w/ Uplevel Audio Only)
A7	--	--	Not Used (w/ Baselevel Audio)	A7	--	--	Not Used (w/ Baselevel Audio)
A8	--	--	Not Used	A8	--	--	Not Used
A9	--	--	Not Used (Pickup)	A9	--	--	Not Used (Pickup)
A9	DK GRN	1301	Fuse Output - Retained Accessory Power (Utility)	A9	DK GRN	1301	Fuse Output - Retained Accessory Power (Utility)
A10	BRN	1244	Instrument Lamp Panel Feed #2	A10	BRN	1244	Instrument Lamp Panel Feed #2
A11	DK GRN	801	Fuse Output - Retained Accessory Power	A11	DK GRN	801	Fuse Output - Retained Accessory Power
A12	DK BLU	1796	Radio Control Signal - Steering Column	A12	DK BLU	1796	Radio Control Signal - Steering Column
A13	--	--	Not Used (Except Envoy)	A13	--	--	Not Used (Except Envoy)
A13	WHT	352	Headlamp Relay Feed - Coil (Envoy)	A13	WHT	352	Headlamp Relay Feed - Coil (Envoy)
B1	BRN	41	Fuse Output - Ignition 3	B1	BRN	41	Fuse Output - Ignition 3

B2	--	--	Not Used (Except Envoy)	B2	--	--	Not Used (Except Envoy)
B2	DK GRN	835	Diagnostic Signal - Entertainment And Comfort (Envoy)	B2	DK GRN	835	Diagnostic Signal - Entertainment And Comfort (Envoy)
B3	--	--	Not Used (w/o Power Locks)	B3	--	--	Not Used (w/o Power Locks)
B3	LT GRN	262	Door Key Lock Cylinder Switch Signal - Driver (w/ Power Locks)	B3	LT GRN	262	Door Key Lock Cylinder Switch Signal - Driver (w/ Power Locks)
B4	--	--	Not Used	B4	--	--	Not Used
B5	--	--	Not Used (Except Envoy)	B5	--	--	Not Used (Except Envoy)
B5	WHT	103	Headlamp Switch Signal - Headlamps On (Envoy)	B5	WHT	103	Headlamp Switch Signal - Headlamps On (Envoy)
B6	WHT	193	Rear Defogger Relay Output - Coil (w/ A/C)	B6	WHT	193	Rear Defogger Relay Output - Coil (w/ A/C)
B7	WHT	1390	Ignition Switch Output - Off/Run/Crank	B7	WHT	1390	Ignition Switch Output - Off/Run/Crank
B8	ORN	1740	Fuse Output - Battery (w/ A/C)	B8	ORN	1740	Fuse Output - Battery (w/ A/C)
B9	ORN	640	Fuse Output - Battery	B9	ORN	640	Fuse Output - Battery
B10	ORN	240	Fuse Output - Battery	B10	ORN	240	Fuse Output - Battery
B11	ORN	40	Fuse Output - Battery	B11	ORN	40	Fuse Output - Battery
B12	--	--	Not Used (w/o Fog Lamps)	B12	--	--	Not Used (w/o Fog Lamps)
B12	PPL	34	Fog Lamp Feed (w/ Fog Lamps)	B12	PPL	34	Fog Lamp Feed (w/ Fog Lamps)
B13	--	--	Not Used (Except Envoy)	B13	--	--	Not Used (Except Envoy)
B13	LT BLU	553	Transmission Shift Select Switch Output (Envoy)	B13	LT BLU	553	Transmission Shift Select Switch Output (Envoy)
C1	--	--	Not Used (Except Envoy)	C1	--	--	Not Used (Except Envoy)
C1	ORN	340	Fuse Output (Envoy)	C1	ORN	340	Fuse Output (Envoy)
C2	--	--	Not Used (w/o Rear Wiper)	C2	--	--	Not Used (w/o Rear Wiper)
C2	GRY	391	Rear Window Wiper Switch Output	C2	GRY	391	Rear Window Wiper Switch Output

C3	--	--	Not Used	C3	--	--	Not Used
C4	ORN	52	Blower Switch Output - High (w/ Man A/C)	C4	ORN	52	Blower Switch Output - High (w/ Man A/C)
C4	--	--	Not Used (w/ Auto A/C)	C4	--	--	Not Used (w/ Auto A/C)
C5	TAN	63	Blower Switch Output - Med (w/ Man A/C)	C5	TAN	63	Blower Switch Output - Med (w/ Man A/C)
C5	--	--	Not Used (w/ Auto A/C)	C5	--	--	Not Used (w/ Auto A/C)
C6	BRN	64	High Speed Blower Relay Feed -Coil (w/ Man A/C)	C6	BRN	64	High Speed Blower Relay Feed -Coil (w/ Man A/C)
C6	--	--	Not Used (w/ Auto A/C)	C6	--	--	Not Used (w/ Auto A/C)
C7	LT BLU	72	Blower Switch Output - Medium 2 (w/ Man A/C)	C7	LT BLU	72	Blower Switch Output - Medium 2 (w/ Man A/C)
C7	--	--	Not Used (w/ Auto A/C)	C7	--	--	Not Used (w/ Auto A/C)
C8	LT BLU	203	Air Conditioning Refrigerant High Pressure Cut - Out Switch Feed	C8	LT BLU	203	Air Conditioning Refrigerant High Pressure Cut - Out Switch Feed
C9	--	--	Not Used (w/o Auto A/C)	C9	--	--	Not Used (w/o Auto A/C)
C9	LT BLU	706	Mode Valve Solenoid Output - Recirculation (w/ Auto A/C)	C9	LT BLU	706	Mode Valve Solenoid Output - Recirculation (w/ Auto A/C)
C10	--	--	Not Used (w/o Auto A/C)	C10	--	--	Not Used (w/o Auto A/C)
C10	PPL	361	Mode Valve Solenoid Output - Defrost (w/ Auto A/C)	C10	PPL	361	Mode Valve Solenoid Output - Defrost (w/ Auto A/C)
C11	--	--	Not Used (w/o Auto A/C)	C11	--	--	Not Used (w/o Auto A/C)
C11	RED	362	Mode Valve Solenoid Output - Panel Vents (w/ Auto A/C)	C11	RED	362	Mode Valve Solenoid Output - Panel Vents (w/ Auto A/C)
C12	--	--	Not Used (w/o Auto A/C)	C12	--	--	Not Used (w/o Auto A/C)
C12	TAN	363	Mode Valve Solenoid Output - Upper (w/	C12	TAN	363	Mode Valve Solenoid Output - Upper (w/

			Auto A/C)				Auto A/C)
C13	--	--	Not Used (w/o Auto A/C)	C13	--	--	Not Used (w/o Auto A/C)
C13	LT GRN/BLK	366	Mode Valve Solenoid Output - Lower (w/ Auto A/C)	C13	LT GRN/BLK	366	Mode Valve Solenoid Output - Lower (w/ Auto A/C)
D1	--	--	Not Used	D1	--	--	Not Used
D2	--	--	Not Used (w/o Auto A/C)	D2	--	--	Not Used (w/o Auto A/C)
D2	WHT	1038	Serial Data Signal - Class 2 - 10400 Baud - Diagnostic (w/ Auto A/C)	D2	WHT	1038	Serial Data Signal - Class 2 - 10400 Baud - Diagnostic (w/ Auto A/C)
D3	--	--	Not Used (w/o Auto A/C)	D3	--	--	Not Used (w/o Auto A/C)
D3	BLK	552	Sensor Return (w/ Auto A/C)	D3	BLK	552	Sensor Return (w/ Auto A/C)
D4	--	--	Not Used (w/o Auto A/C)	D4	--	--	Not Used (w/o Auto A/C)
D4	LT GRN	405	Discharge Air Temperature Sensor Signal - Lower (w/ Auto A/C)	D4	LT GRN	405	Discharge Air Temperature Sensor Signal - Lower (w/ Auto A/C)
D5	LT BLU	733	Air Temperature Valve Position Sensor Signal	D5	LT BLU	733	Air Temperature Valve Position Sensor Signal
D6	--	--	Not Used (w/o Auto A/C)	D6	--	--	Not Used (w/o Auto A/C)
D6	DK GRN	734	Inside Temperature Sensor Signal	D6	DK GRN	734	Inside Temperature Sensor Signal
D7	--	--	Not Used (w/o Auto A/C)	D7	--	--	Not Used (w/o Auto A/C)
D7	DK GRN/WHT	636	Outside Ambient Air Temperature Sensor Signal (w/ Auto A/C)	D7	DK GRN/WHT	636	Outside Ambient Air Temperature Sensor Signal (w/ Auto A/C)
D8	--	--	Not Used (w/o Auto A/C)	D8	--	--	Not Used (w/o Auto A/C)
D8	PPL/WHT	760	Blower Speed Signal - Speed Control - Low Energy (w/ Auto A/C)	D8	PPL/WHT	760	Blower Speed Signal - Speed Control - Low Energy w/ Auto A/C)
D9	--	--	Not Used (w/o Auto A/C)	D9	--	--	Not Used (w/o Auto A/C)
			Air Temperature				Air Temperature

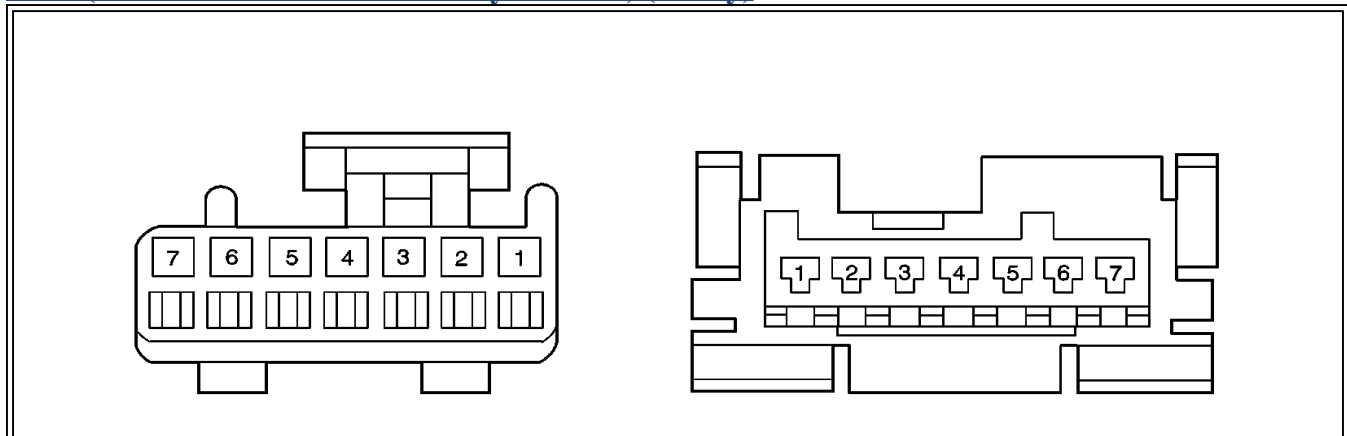
D9	YEL	1791	Valve Motor Return (w/ Auto A/C)	D9	YEL	1791	Valve Motor Return (w/ Auto A/C)
D10	--	--	Not Used (w/o Auto A/C)	D10	--	--	Not Used (w/o Auto A/C)
D10	DK BLU	1199	Air Temperature Valve Motor Feed (w/ Auto A/C)	D10	DK BLU	1199	Air Temperature Valve Motor Feed (w/ Auto A/C)
D11	--	--	Not Used (w/o Auto A/C)	D11	--	--	Not Used (w/o Auto A/C)
D11	LT BLU/BLK	1688	Reference Voltage Feed - 5 Volt Reference (w/ Auto A/C)	D11	LT BLU/BLK	1688	Reference Voltage Feed - 5 Volt Reference (w/ Auto A/C)
D12-13	--	--	Not Used	D12-13	--	--	Not Used
E1	--	--	Not Used (w/o Rear Wiper)	E1	--	--	Not Used (w/o Rear Wiper)
E1	DK GRN	392	Rear Window Washer Pump Motor - Feed	E1	DK GRN	392	Rear Window Washer Pump Motor - Feed
E2	BLK	1050	Ground	E2	BLK	1050	Ground
E11	DK GRN	389	Vehicle Speed Signal - 4000 Pulses Per Mile	E11	DK GRN	389	Vehicle Speed Signal - 4000 Pulses Per Mile
E12	WHT	352	Headlamp Relay Feed - Coil (Except Envoy)	E12	WHT	352	Headlamp Relay Feed - Coil (Except Envoy)
E12	ORN	1040	Fuse Output - Battery (Envoy)	E12	ORN	1040	Fuse Output - Battery (Envoy)
F1	PNK	3	Ignition Switch Output - Ignition 1	F1	PNK	3	Ignition Switch Output - Ignition 1
F2	YEL	143	Fuse Output - Accessory	F2	YEL	143	Fuse Output - Accessory
F11	--	--	Not Used (w/o Power Locks/Windows)	F11	--	--	Not Used (w/o Power Locks/Windows)
F11	BRN	2409	Fuse Output - Interior Park Lamps (w/ Power Locks/Windows)	F11	BRN	2409	Fuse Output - Interior Park Lamps (w/ Power Locks/Windows)
F12	BLK	1050	Ground	F12	BLK	1050	Ground
G1	PPL/WHT	1382	LED Dimming Signal	G1	PPL/WHT	1382	LED Dimming Signal
G1	PPL/WHT	1382	LED Dimming Signal (Except Pickup)	G1	PPL/WHT	1382	LED Dimming Signal (Except Pickup)
G2	--	--	Not Used (Pickup)	G2	--	--	Not Used (Pickup)
			Fuse Output - Instrument Panel				Fuse Output - Instrument Panel

G2	GRY	1220	Lamps (Except Pickup)	G2	GRY	1220	Lamps (Except Pickup)
G11	--	--	Not Used (w/o Power Locks)	G11	--	--	Not Used (w/o Power Locks)
G11	ORN	54	Door Jamb Switch Signal - Passenger (w/ Power Locks)	G11	ORN	54	Door Jamb Switch Signal - Passenger (w/ Power Locks)
G12	WHT	156	Courtesy Lamp Output	G12	WHT	156	Courtesy Lamp Output
H1	--	--	Not Used (Except Envoy)	H1	--	--	Not Used (Except Envoy)
H1	WHT	156	Courtesy Lamp Output (Envoy)	H1	WHT	156	Courtesy Lamp Output (Envoy)
H2	--	--	Not Used (w/o 4WD, or Bravada)	H2	--	--	Not Used (w/o 4WD, or Bravada)
H2	LT GRN/BLK	431	Reference Voltage Feed - 8 Volt Reference (w/ S4WD)	H2	LT GRN/BLK	431	Reference Voltage Feed - 8 Volt Reference (w/ S4WD)
H3	--	--	Not Used (w/o 4WD, or Bravada)	H3	--	--	Not Used (w/o 4WD, or Bravada)
H3	PNK	1561	AWD Indicator Lamp (w/ S4WD)	H3	PNK	1561	AWD Indicator Lamp (w/ S4WD)
H4	--	--	Not Used (w/o 4WD, or Bravada)	H4	--	--	Not Used (w/o 4WD, or Bravada)
H4	LT BLU	1693	Four Wheel Drive Switch Signal (w/ S4WD)	H4	LT BLU	1693	Four Wheel Drive Switch Signal (w/ S4WD)
H5	--	--	Not Used (w/o 4WD, or Bravada)	H5	--	--	Not Used (w/o 4WD, or Bravada)
H5	LT GRN/BLK	1563	2 'Hi' Indicator Lamp Output (w/ S4WD)	H5	LT GRN/BLK	1563	2 'Hi' Indicator Lamp Output (w/ S4WD)
H6	--	--	Not Used (w/o 4WD, or Bravada)	H6	--	--	Not Used (w/o 4WD, or Bravada)
H6	BRN	1560	Neutral Indicator Lamp Output (w/ S4WD)	H6	BRN	1560	Neutral Indicator Lamp Output (w/ S4WD)
H7	--	--	Not Used (w/o 4WD, or Bravada)	H7	--	--	Not Used (w/o 4WD, or Bravada)
H7	PPL/WHT	1565	4 'Lo' Indicator Lamp Output (w/ S4WD)	H7	PPL/WHT	1565	4 'Lo' Indicator Lamp Output (w/ S4WD)
H8	--	--	Not Used (w/o 4WD, or Bravada)	H8	--	--	Not Used (w/o 4WD, or Bravada)
H8	TAN/BLK	1566	4 'Hi' Indicator Lamp Output (w/ S4WD)	H8	TAN/BLK	1566	4 'Hi' Indicator Lamp Output (w/ S4WD)

H9	BRN	2409	Fuse Output - Interior Park Lamps	H9	BRN	2409	Fuse Output - Interior Park Lamps
H10-12	--	--	Not Used	H10-12	--	--	Not Used
H13	BLK/WHT	451	Ground	H13	BLK/WHT	451	Ground
J1	PNK	39	Fuse Output - Ignition 1	J1	PNK	39	Fuse Output - Ignition 1
J2	PNK	139	Fuse Output - Ignition 1	J2	PNK	139	Fuse Output - Ignition 1
J3	YEL	1139	Fuse Output - Ignition 1 - SIR	J3	YEL	1139	Fuse Output - Ignition 1 - SIR
J4-5	--	--	Not Used	J4-5	--	--	Not Used
J6	LT BLU/WHT	1414	Turn Signal Switch Output - Left Front	J6	LT BLU/WHT	1414	Turn Signal Switch Output - Left Front
J7	DK BLU/WHT	1415	Turn Signal Switch Output - Right Front	J7	DK BLU/WHT	1415	Turn Signal Switch Output - Right Front
J8	--	--	Not Used	J8	--	--	Not Used
J9	BRN	1356	Flash To Pass Switch Signal	J9	BRN	1356	Flash To Pass Switch Signal
J10-13	--	--	Not Used	J10-13	--	--	Not Used
K1	BRN	341	Fuse Output - Ignition 3	K1	BRN	341	Fuse Output - Ignition 3
K2	--	--	Not Used (w/ 2.2L)	K2	--	--	Not Used (w/ 2.2L)
K2	BRN	241	Fuse Output - Ignition 3 (w/ 4.3L)	K2	BRN	241	Fuse Output - Ignition 3 (w/ 4.3L)
K3	BRN	441	Fuse Output - Ignition 3	K3	BRN	441	Fuse Output - Ignition 3
K4	PNK	1020	Fuse Output - Off/Run/Crank	K4	PNK	1020	Fuse Output - Off/Run/Crank
K5	--	--	Not Used	K5	--	--	Not Used
K6	ORN	1732	Electronic Control Unit Output - 12 Volt - Inadvertant	K6	ORN	1732	Electronic Control Unit Output - 12 Volt - Inadvertant
K7	DK GRN	117	Speaker Return - Right Front	K7	DK GRN	117	Speaker Return - Right Front
K8	LT GRN	200	Speaker Feed - Right Front	K8	LT GRN	200	Speaker Feed - Right Front
K9	--	--	Not Used (w/ Base Level Audio)	K9	--	--	Not Used (w/ Base Level Audio)
K9	Bare	2012	Drain Wire Return - Right Front Audio (w/ Uplevel Audio)	K9	Bare	2012	Drain Wire Return - Right Front Audio (w/ Uplevel Audio)

K10	--	--	Not Used	K10	--	--	Not Used
K11	LT BLU	74	Park Lamp Switch Output	K11	LT BLU	74	Park Lamp Switch Output
K12	PNK	353	SIR Defeat Indicator Lamp Output - Passenger (Pickup)	K12	PNK	353	SIR Defeat Indicator Lamp Output - Passenger (Pickup)
K12	--	--	Not Used (Utility)	K12	--	--	Not Used (Utility)
K13	TAN/BLK	371	SIR Defeat Switch Signal - Passenger (Pickup)	K13	TAN/BLK	371	SIR Defeat Switch Signal - Passenger (Pickup)
K13	--	--	Not Used (Utility)	K13	--	--	Not Used (Utility)
L1	--	--	Not Used	L1	--	--	Not Used
L2	BRN/WHT	419	Check Engine Indicator Lamp Output	L2	BRN/WHT	419	Check Engine Indicator Lamp Output
L3	--	--	Not Used	L3	--	--	Not Used
L4	ORN/BLK	1786	Transmission Park/Neutral Signal	L4	ORN/BLK	1786	Transmission Park/Neutral Signal
L5	TAN/WHT	331	Oil Pressure Sensor Signal	L5	TAN/WHT	331	Oil Pressure Sensor Signal
L6	WHT	121	Tachometer Signal	L6	WHT	121	Tachometer Signal
L7	GRY	1036	Serial Data Signal - Class 2 - 10400 Baud - Diagnostic	L7	GRY	1036	Serial Data Signal - Class 2 - 10400 Baud - Diagnostic
L8	--	--	Not Used	L8	--	--	Not Used
L9	PPL/WHT	1035	Starter Relay Feed - Coil (Liftgate, Except Envoy)	L9	PPL/WHT	1035	Starter Relay Feed - Coil (Liftgate, Except Envoy)
L9	--	--	Not Used (Except Liftgate)	L9	--	--	Not Used (Except Liftgate)
L10-13	--	--	Not Used	L10-13	--	--	Not Used

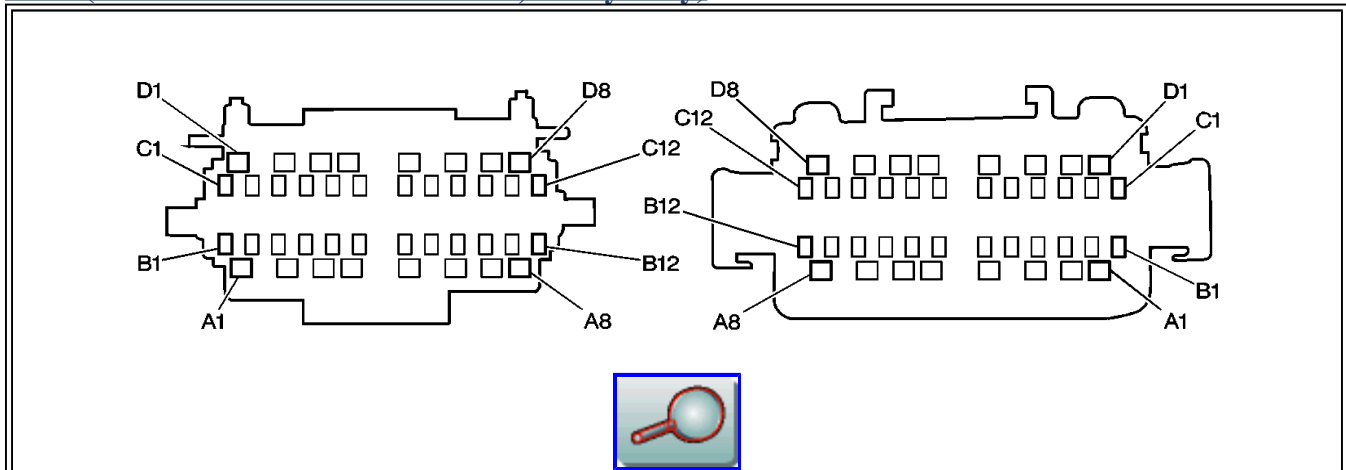
C204 (Floor Shifter Harness to Body Harness) (Utility)





Connector Part Information		<ul style="list-style-type: none"> • 12065873 • 7-Way F Micro-Pack 100 Series (BLK) 		Connector Part Information		<ul style="list-style-type: none"> • 12065874 • 7-Way M Micro-Pack 100 Series (BLK) 	
Pin	Wire Color	Circuit No.	Function	Pin	Wire Color	Circuit No.	Function
1	BLK	1850	Ground	1	BLK	1850	Ground
2	LT GRN/BLK	584	Fuse Output - Brake Transmission Shift Interlock	2	LT GRN/BLK	584	Fuse Output - Brake Transmission Shift Interlock
3	YEL	1996	Remote Shift Select Signal	3	YEL	1996	Remote Shift Select Signal
4	GRY	1220	Fuse Output - Instrument Panel Lamps	4	GRY	1220	Fuse Output - Instrument Panel Lamps
5	DK GRN/WHT	1135	Brake Transmission Shift Interlock Solenoid Feed	5	DK GRN/WHT	1135	Brake Transmission Shift Interlock Solenoid Feed
6	PNK	1020	Fuse Output - Off/Run/Crank	6	PNK	1020	Fuse Output - Off/Run/Crank
7	LT BLU	553	Transmission Shift Select Switch Output - Performance	7	LT BLU	553	Transmission Shift Select Switch Output - Performance

C205 (IP Harness to Console Harness, Envoy Only)

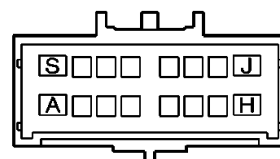
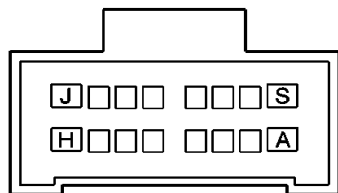


Connector Part Information		<ul style="list-style-type: none"> • 15304837 • 40-Way F Global Technologies 150/280 Series Mixed (BLK) 		Connector Part Information		<ul style="list-style-type: none"> • 15326176 • 40-Way M Global Technologies 150/280 Series Mixed (BLK) 	
Pin	Wire Color	Circuit No.	Function	Pin	Wire Color	Circuit No.	Function
A1	DK GRN	145	Power Antenna Relay	A1	DK GRN	145	Power Antenna Relay

			Feed Coil				Feed Coil
A2	BARE	1573	Drain Wire Return - Front Audio	A2	BARE	1573	Drain Wire Return - Front Audio
A3	ORN	1340	Fuse Output - Battery	A3	ORN	1340	Fuse Output - Battery
A4	ORN	1040	Fuse Output - Battery	A4	ORN	1040	Fuse Output - Battery
A5	GRY	118	Speaker Return - Left Front	A5	GRY	118	Speaker Return - Left Front
A6	TAN	201	Speaker Feed - Left Front	A6	TAN	201	Speaker Feed - Left Front
A7	BARE	2011	Drain Wire Return - Left Front Audio	A7	BARE	2011	Drain Wire Return - Left Front Audio
A8	DK GRN	1301	Fuse Output - Retained Accessory Power	A8	DK GRN	1301	Fuse Output - Retained Accessory Power
B1	TAN	511	Audio Signal - Left Front - Low Level	B1	TAN	511	Audio Signal - Left Front - Low Level
B2	BRN	599	Audio Signal - Left Rear - Low Level	B2	BRN	599	Audio Signal - Left Rear - Low Level
B3	ORN/BLK	1546	Audio Return - Front - Low Level	B3	ORN/BLK	1546	Audio Return - Front - Low Level
B4	BLK	1856	Speaker Feed - Left Front - Tweeter	B4	BLK	1856	Speaker Feed - Left Front - Tweeter
B5	YEL	1956	Speaker Return - Left Front - Tweeter	B5	YEL	1956	Speaker Return - Left Front - Tweeter
B6	BRN	199	Speaker Feed - Left Rear	B6	BRN	199	Speaker Feed - Left Rear
B7	YEL	116	Speaker Return - Left Rear	B7	YEL	116	Speaker Return - Left Rear
B8	LT BLU	1405	Tape Player Signal - Remote Audio Communications	B8	LT BLU	1405	Tape Player Signal - Remote Audio Communications
B9	BLK	1050	Ground	B9	BLK	1050	Ground
B10	DK GRN	835	Diagnostic Signal - Entertainment and Comfort	B10	DK GRN	835	Diagnostic Signal - Entertainment and Comfort
B11	ORN	340	Fuse Output - Battery	B11	ORN	340	Fuse Output - Battery
B12	--	--	Not Used	B12	--	--	Not Used
C1	LT GRN	512	Audio Signal - Right Front - Low Level	C1	LT GRN	512	Audio Signal - Right Front - Low Level
C2	DK BLU	546	Audio Signal - Right Rear - Low Level	C2	DK BLU	546	Audio Signal - Right Rear - Low Level
C3	DK GRN/WHT	1547	Audio Return - Rear - Low Level	C3	DK GRN/WHT	1547	Audio Return - Rear - Low Level

C4	LT GRN	1852	Speaker Feed - Right Front - Tweeter	C4	LT GRN	1852	Speaker Feed - Right Front - Tweeter
C5	PPL	1952	Speaker Return - Right Front - Tweeter	C5	PPL	1952	Speaker Return - Right Front - Tweeter
C6	DK BLU	46	Speaker Feed - Right Rear	C6	DK BLU	46	Speaker Feed - Right Rear
C7	LT BLU	115	Speaker Return - Right Rear	C7	LT BLU	115	Speaker Return - Right Rear
C8	BARE	2011	Drain Wire Return	C8	BARE	514	Drain Wire Return
C9	DK GRN/ WHT	368	Remote Radio Signal - Right Audio	C9	DK GRN/ WHT	368	Remote Radio Signal - Right Audio
C10	BRN/WHT	367	Remote Radio Signal - Left Audio	C10	BRN/WHT	367	Remote Radio Signal - Left Audio
C11	BLK/WHT	372	Remote Radio Return - Audio	C11	BLK/WHT	372	Remote Radio Return - Audio
C12	LT BLU	553	Transmission Shift Select Switch Output-Performance	C12	LT BLU	553	Transmission Shift Select Switch Output-Performance
D1	PNK	314	Radio Signal - On	D1	PNK	314	Radio Signal - On
D2	BARE	1574	Drain Wire Return - Rear Audio	D2	BARE	1574	Drain Wire Return - Rear Audio
D3	BRN	2409	Fuse Output - Interior Park Lamps	D3	BRN	2409	Fuse Output - Interior Park Lamps
D4	BLK	1050	Ground	D4	BLK	1050	Ground
D5	DK GRN	117	Speaker Return - Right Front	D5	DK GRN	117	Speaker Return - Right Front
D6	LT GRN	200	Speaker Feed - Right Front	D6	LT GRN	200	Speaker Feed - Right Front
D7	BARE	2012	Drain Wire Return - Right Front Audio	D7	BARE	2012	Drain Wire Return - Right Front Audio
D8	LT GRN	1011	Remote Radio Control Signal	D8	LT GRN	1011	Remote Radio Control Signal

C209 (Dome Harness to Body Harness)

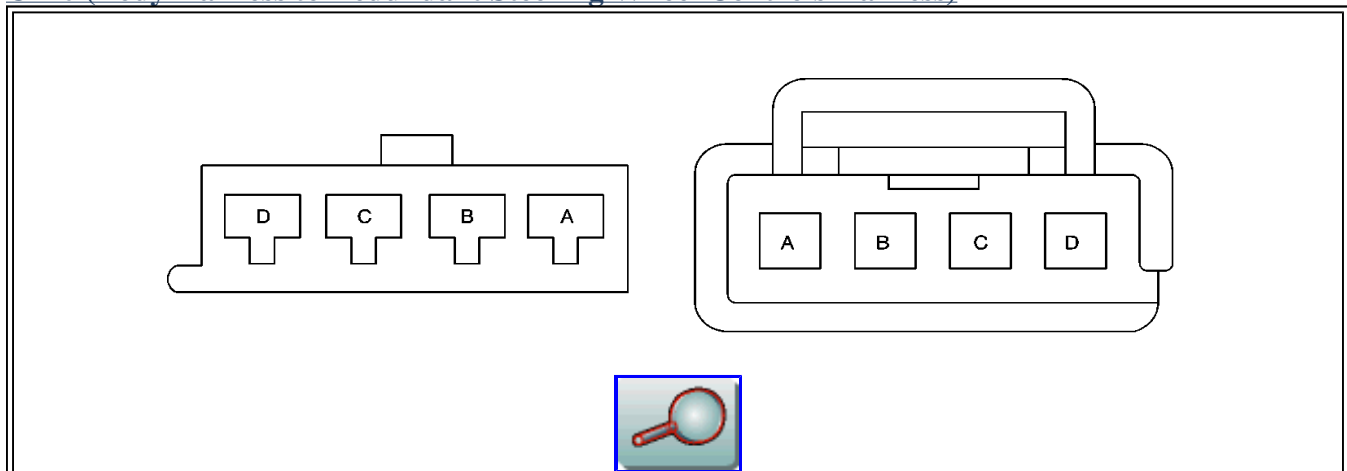




Connector Part Information		<ul style="list-style-type: none"> • 15305133 • 16-Way F Global Technology 150, 280 Series (BLK) 		Connector Part Information		<ul style="list-style-type: none"> • 15305132 • 16-Way M Global Technology 150, 280 Series (BLK) 	
Pin	Wire Color	Circuit No.	Function	Pin	Wire Color	Circuit No.	Function
A	--	--	Not Used (Pickup)	A	--	--	Not Used (Pickup)
A	DK GRN	1001	Fuse Output - Retained Accessory Power (Utility)	A	DK GRN	1001	Fuse Output - Retained Accessory Power (Utility)
B	--	--	Not Used (Pickup)	B	--	--	Not Used (Pickup)
B	LT GRN	1324	Fuse Output - Backup Lamps (Utility)	B	LT GRN	1324	Fuse Output - Backup Lamps (Utility)
C	BLK	1850	Ground (Pickup)	C	BLK	1850	Ground (Pickup)
C	YEL	1127	Serial Data Signal - Class 2 - 10400 Baud - Diagnostic to Trip Computer/Nav (Utility)	C	YEL	1127	Serial Data Signal - Class 2 - 10400 Baud - Diagnostic to Trip Computer/Nav (Utility)
D	--	--	Not Used (Pickup)	D	--	--	Not Used (Pickup)
D	DK GRN	734	Inside Temperature Sensor Signal (Utility w/ Auto A/C)	D	DK GRN	734	Inside Temperature Sensor Signal (Utility w/ Auto A/C)
E	LT BLU	1320	Fuse Output - CHMSL (Pickup)	E	LT BLU	1320	Fuse Output - CHMSL (Pickup)
E	GRY	1220	Fuse Output - Instrument Panel Lamps (Utility)	E	GRY	1220	Fuse Output - Instrument Panel Lamps (Utility)
F	LT BLU	115	Speaker Return - Right Rear (Ext Cab Pickup)	F	LT BLU	115	Speaker Return - Right Rear (Ext Cab Pickup)
F	BLK/WHT	451	Ground (Utility)	F	BLK/WHT	451	Ground (Utility)
G	DK BLU	46	Speaker Feed - Right Rear (Ext Cab Pickup)	G	DK BLU	46	Speaker Feed - Right Rear (Ext Cab Pickup)
G	LT GRN/BLK	735	Outside Ambient Air Temperature Signal (Utility)	G	LT GRN/BLK	735	Outside Ambient Air Temperature Signal (Utility)
H	YEL	116	Speaker Return - Left Rear (Ext Cab Pickup)	H	YEL	116	Speaker Return - Left Rear (Ext Cab Pickup)
H	BLK	1850	Ground (Utility)	H	BLK	1850	Ground (Utility)
J	BRN	199	Speaker Feed - Left Rear (Ext Cab Pickup)	J	BRN	199	Speaker Feed - Left Rear (Ext Cab Pickup)
			Sensor Return (Utility)				Sensor Return (Utility)

J	BLK	552	w/ Auto A/C)	J	BLK	552	w/ Auto A/C)
K	ORN	1732	Electronic Control Unit Output - 12 Volt - Inadvertant Load Control	K	ORN	1732	Electronic Control Unit Output - 12 Volt - Inadvertant Load Control
L	WHT	156	Courtesy Lamp Output	L	WHT	156	Courtesy Lamp Output
M	--	--	Not Used (Pickup)	M	--	--	Not Used (Pickup)
M	PPL/WHT	1382	Led Dimming Signal (Utility)	M	PPL/WHT	1382	Led Dimming Signal (Utility)
N	--	--	Not Used (Pickup)	N	--	--	Not Used (Pickup)
N	DK GRN/ WHT	817	Vehicle Speed Signal - 4000 Pulses Per Mile	N	DK GRN/ WHT	817	Vehicle Speed Signal - 4000 Pulses Per Mile (Utility)
P	--	--	Not Used (Pickup)	P	--	--	Not Used (Pickup)
P	DK GRN	1301	Fuse Output - Retained Accessory Power (Utility)	P	DK GRN	1301	Fuse Output - Retained Accessory Power (Utility)
R	ORN	40	Fuse Output - Type III Fuse	R	ORN	40	Fuse Output - Type III Fuse
S	--	--	Not Used (Pickup)	S	--	--	Not Used (Pickup)
S	BRN	341	Fuse Output - Ignition 3 (Utility)	S	BRN	341	Fuse Output - Ignition 3 (Utility)

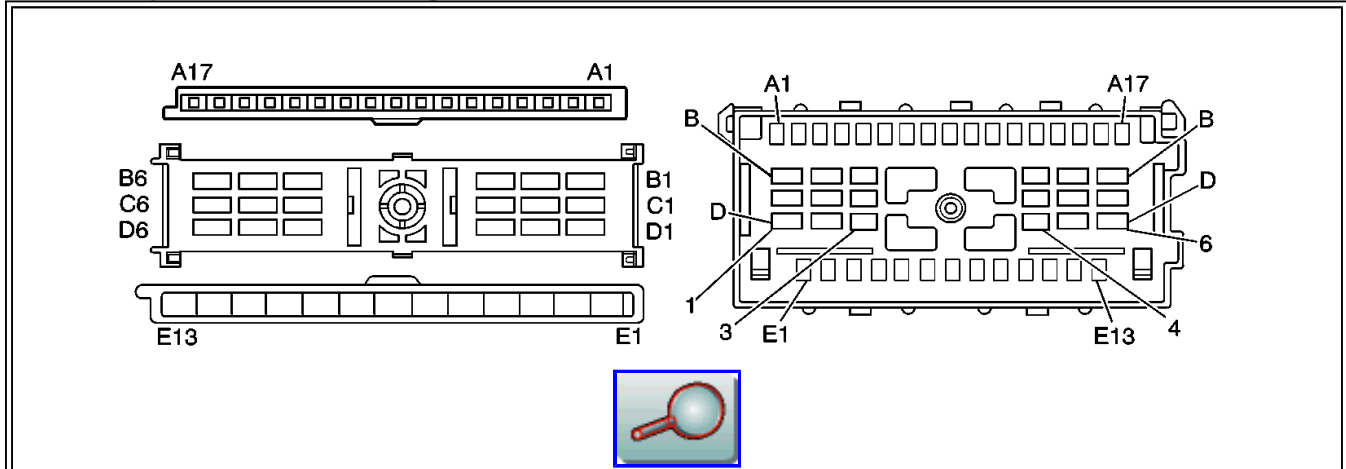
C210 (Body Harness to Redundant Steering Wheel Controls Harness)



Connector Part Information		<ul style="list-style-type: none"> • 12092162 • 4-Way F Metri-Pack 150 Series (BLK) 		Connector Part Information		<ul style="list-style-type: none"> • 15326050 • 4-Way M Metri-Pack 150 Series (BLK) 	
Pin	Wire Color	Circuit No.	Function	Pin	Wire Color	Circuit No.	Function
A	YEL	801	Fuse Output - Retained Accessory Power	A	DK GRN	801	Fuse Output - Retained Accessory Power
			Instrument Panel				Instrument Panel

B	GRY	1244	Lamp Feed #2	B	BRN	1244	Lamp Feed #2
C	LT GRN	1796	Radio Control Signal - Steering Column	C	DK BLU	1796	Radio Control Signal - Steering Column
D	BLK/WHT	1850	Ground	D	BLK	1850	Ground

C211 (Body Harness to Steering Column Harness)



Connector Part Information	<ul style="list-style-type: none"> • 12047842 • 17-Way F Metri-Pack 150 Series (BLK) • 12084183 • 18-Way F Metri-Pack 280, 630 Series (BLK) • 12047840 • 13-Way F Metri-Pack 280 Series (GRY) 	Connector Part Information	<ul style="list-style-type: none"> • 12077822 • 48-Way M Metri-Pack 150, 280, 630 Series (BLK)
-----------------------------------	---	-----------------------------------	--

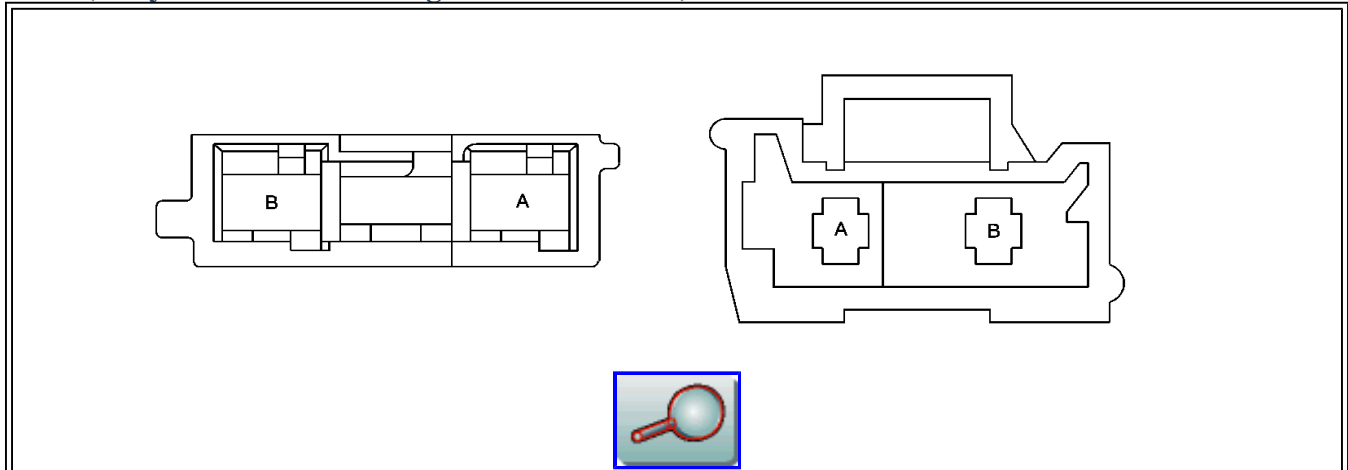
Pin	Wire Color	Circuit No.	Function	Pin	Wire Color	Circuit No.	Function
A1	WHT	17	Stop Lamp Switch Output	A1	WHT	17	Stop Lamp Switch Output
A2	PNK	139	Fuse Output - Ignition 1	A2	PNK	139	Fuse Output - Ignition 1
A3	LT BLU	1508	Turn/Hazard Module Feed	A3	LT BLU	1508	Turn/Hazard Module Feed
A4	ORN	140	Fuse Output - Battery	A4	ORN	140	Fuse Output - Battery
A5	PPL	1697	Turn/Hazard Module Output	A5	PPL	1697	Turn/Hazard Module Output
A6	DK BLU	1415	Turn Signal Switch Output - Right Front	A6	DK BLU/WHT	1415	Turn Signal Switch Output - Right Front
A7	LT BLU	1414	Turn Signal Switch Output - Left Front	A7	LT BLU/WHT	1414	Turn Signal Switch Output - Left Front
A8	WHT	1356	Flash-to-Pass Switch Signal	A8	BRN	1356	Flash-to-Pass Switch Signal
A9	DK GRN/WHT	1786	Transmission Park/Neutral Signal	A9	ORN/BLK	1786	Transmission Park/Neutral Signal

A10	LT BLU	895	HMSL Relay Output-Common Contact (Pickup)	A10	YEL/BLK	895	HMSL Relay Output-Common Contact (Pickup)
A11	BLK	28	Horn Relay Output - Coil	A11	BLK	28	Horn Relay Output - Coil
A12	GRY	397	Cruise Control On Switch Output (w/ Cruise)	A12	GRY	397	Cruise Control On Switch Output (w/ Cruise)
A13	BRN	41	Fuse Output - Ignition 3 (w/ Cruise)	A13	BRN	41	Fuse Output - Ignition 3 (w/ Cruise)
A14	DK BLU	84	Cruise Control Set/Coast Switch Signal (w/ Cruise)	A14	DK BLU	84	Cruise Control Set/Coast Switch Signal (w/ Cruise)
A15	GRY/BLK	87	Cruise Control Resume/Accel Switch Signal (w/ Cruise)	A15	GRY/BLK	87	Cruise Control Resume/Accel Switch Signal (w/ Cruise)
A16	BLK	1850	Ground	A16	BLK	1850	Ground
A17	DK GRN/WHT	1135	Brake Transmission Shift Interlock Solenoid Feed (Pickup)	A17	DK GRN/WHT	1135	Brake Transmission Shift Interlock Solenoid Feed (Pickup)
A17	DK GRN/WHT	1996	Remote Shift Select Signal (Utility)	A17	YEL	1996	Remote Shift Select Signal (Utility)
B1	RED	242	Fuse Output - Battery	B1	RED	242	Fuse Output - Battery
B2	--	--	Not Used	B2	--	--	Not Used
B3	LT GRN	80	Key Reminder Switch Signal	B3	LT GRN	80	Key Reminder Switch Signal
B4	TAN	159	Ignition Key Alarm Switch Return	B4	BLK	1850	Ignition Key Alarm Switch Return
B5-B6	--	--	Not Used	B5-B6	--	--	Not Used
C1	WHT	1390	Ignition Switch Output - Off/Run/Crank	C1	WHT	1390	Ignition Switch Output - Off/Run/Crank
C2	RED/WHT	812	Reference Voltage Feed - 12 Volt Reference	C2	RED/WHT	812	Reference Voltage Feed - 12 Volt Reference
C3	--	--	Not Used	C3	--	--	Not Used
C4	ORN/BLK	1057	Sensor Return	C4	ORN/BLK	1057	Sensor Return
C5	PNK	3	Ignition Switch Output - Ignition 1	C5	PNK	3	Ignition Switch Output - Ignition --1
C6	ORN	300	Ignition Switch Output - Ignition 3	C6	ORN	300	Ignition Switch Output - Ignition 3

D1	YEL	5	Ignition Switch Output - Crank	D1	YEL	5	Ignition Switch Output - Crank
D2	RED/WHT	342	Ignition Switch Output - Off/Run/Crank	D2	RED	342	Ignition Switch Output - Off/Run/Crank
D3	YEL	1836	Magnetic Rotation Detection Sensor Signal	D3	YEL	1836	Magnetic Rotation Detection Sensor Signal
D4	--	--	Not Used	D4	--	--	Not Used
D5	RED	740	Fuse Output - Battery - Type III Fuse	D5	ORN	740	Fuse Output - Battery - Type III Fuse
D6	BRN	4	Ignition Switch Output - Accessory	D6	BRN	4	Ignition Switch Output - Accessory
E1	GRY	1696	Turn/Hazard Module Feed - Secondary	E1	GRY	1696	Turn/Hazard Module Feed - Secondary
E2	BLK	1850	Ground	E2	BLK	1850	Ground
E3	PPL	92	Windshield Wiper Motor Feed - High Speed	E3	PPL	92	Windshield Wiper Motor Feed - High Speed
E4	YEL	143	Fuse Output - Accessory - Type III Fuse	E4	YEL	143	Fuse Output - Accessory - Type III Fuse
E5	GRY	112	Windshield Wiper Switch Signal - Low/Pulse	E5	GRY	112	Windshield Wiper Switch Signal - Low/Pulse
E6	DK GRN	1419	Turn Signal Switch Output - Right Rear	E6	DK GRN/WHT	1419	Turn Signal Switch Output - Right Rear
E7	YEL	1418	Turn Signal Switch Output - Left Rear	E7	YEL/BLK	1418	Turn Signal Switch Output - Left Rear
E8	DK GRN	113	Windshield Wiper Switch Signal - On	E8	DK GRN	113	Windshield Wiper Switch Signal - On
E9	RED	228	Windshield Washer Pump Motor Feed	E9	RED	228	Windshield Washer Pump Motor Feed
E10	ORN	1140	Fuse Output - Battery	E10	ORN	1140	Fuse Output - Battery
E11	PPL	524	Headlamp Dimmer Switch Output - High Beam	E11	PPL	524	Headlamp Dimmer Switch Output - High Beam (Except Envoy)
E11	LT GRN	1996	Remote Shift Select Signal (Envoy Only)	E11	BLK/WHT	1996	Remote Shift Select Signal (Envoy Only)
E12	TAN	525	Headlamp Dimmer Switch Output - Low Beam	E12	YEL	525	Headlamp Dimmer Switch Output - Low Beam
E13	YEL/RED	10	Headlamp Switch Output (Except	E13	YEL	10	Headlamp Switch Output (Except

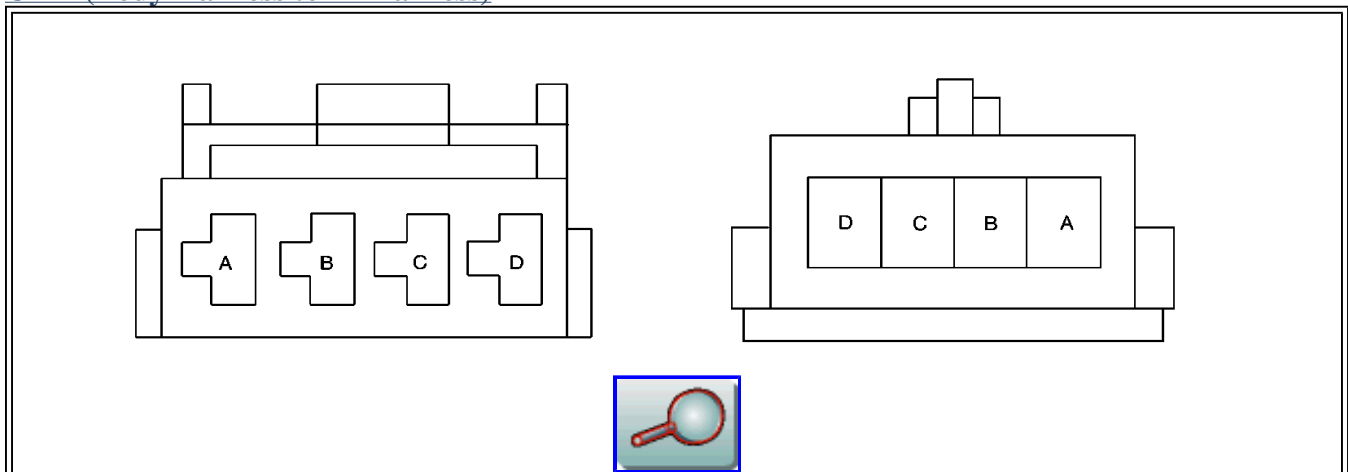
			Envoy)				Envoy)
E13	YEL/RED	1850	Headlamp Switch Output (Envoy Only)	E13	BLK	1850	Headlamp Switch Output (Envoy Only)

C214 (Body Harness to Steering Column Harness)



Connector Part Information				<ul style="list-style-type: none"> • 12186989 • 2-Way F Metri-Pack 280 Series (YEL) 				Connector Part Information				<ul style="list-style-type: none"> • 15358601 • 2-Way M Metri-Pack 280 Series (YEL) 			
Pin	Wire Color	Circuit No.	Function	Pin	Wire Color	Circuit No.	Function	Pin	Wire Color	Circuit No.	Function	Pin	Wire Color	Circuit No.	Function
A	WHT	347	SIR Inflator Feed - Driver	A	WHT	347	SIR Inflator Feed - Driver	A	WHT	347	SIR Inflator Feed - Driver	A	WHT	347	SIR Inflator Feed - Driver
B	DK GRN	348	SIR Inflator Output - Return	B	DK GRN	348	SIR Inflator Output - Return	B	DK GRN	348	SIR Inflator Output - Return	B	DK GRN	348	SIR Inflator Output - Return

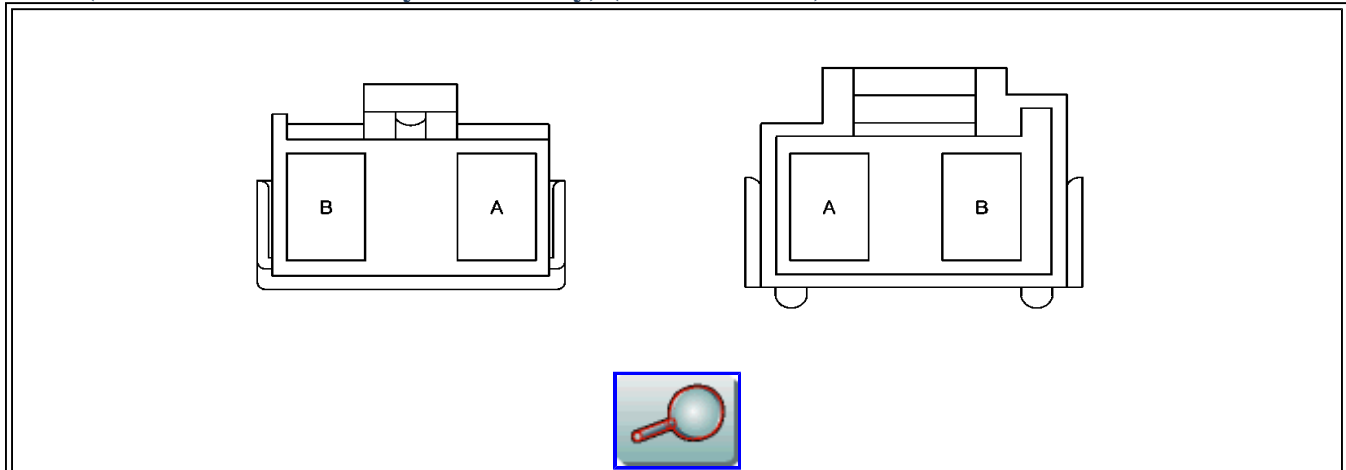
C217 (Body Harness to IP Harness)



Connector Part Information				<ul style="list-style-type: none"> • 12015664 • 4-Way F Metri-Pack 630 Series (BLK) 				Connector Part Information				<ul style="list-style-type: none"> • 15317729 • 4-Way M Metri-Pack 630 Series (BLK) 			
Pin	Wire Color	Circuit No.	Function	Pin	Wire Color	Circuit No.	Function	Pin	Wire Color	Circuit No.	Function	Pin	Wire Color	Circuit No.	Function
A	BRN	4	Ignition Switch Output - Accessory	A	BRN	4	Ignition Switch Output - Accessory	A	BRN	4	Ignition Switch Output - Accessory	A	BRN	4	Ignition Switch Output - Accessory

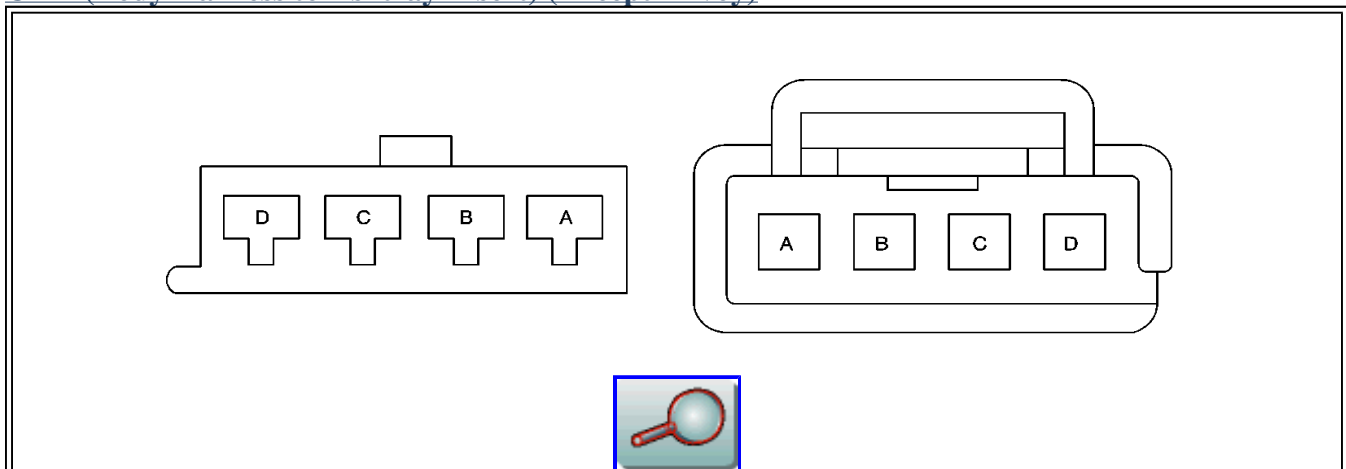
B	DK BLU	75	Delayed Accessory Bus Relay Output - Common Contact	B	DK BLU	75	Delayed Accessory Bus Relay Output - Common Contact
C	ORN	300	Ignition Switch Output - Ignition 3	C	ORN	300	Ignition Switch Output - Ignition 3
D	RED	642	Fuse Output - Battery	D	RED	642	Fuse Output - Battery

C223 (IP Harness to Auxiliary Power Tray) (Extended Cab)



Connector Part Information		<ul style="list-style-type: none"> • 12015199 • 2-Way F Metri-Pack 280 Series (NAT) 		Connector Part Information		<ul style="list-style-type: none"> • 12015271 • 2-Way M Metri-Pack 280 Series (NAT) 	
Pin	Wire Color	Circuit No.	Function	Pin	Wire Color	Circuit No.	Function
A	ORN	1040	Fuse Output - Battery	A	ORN	1040	Fuse Output - Battery
B	BLK	1050	Ground	B	BLK	1050	Ground

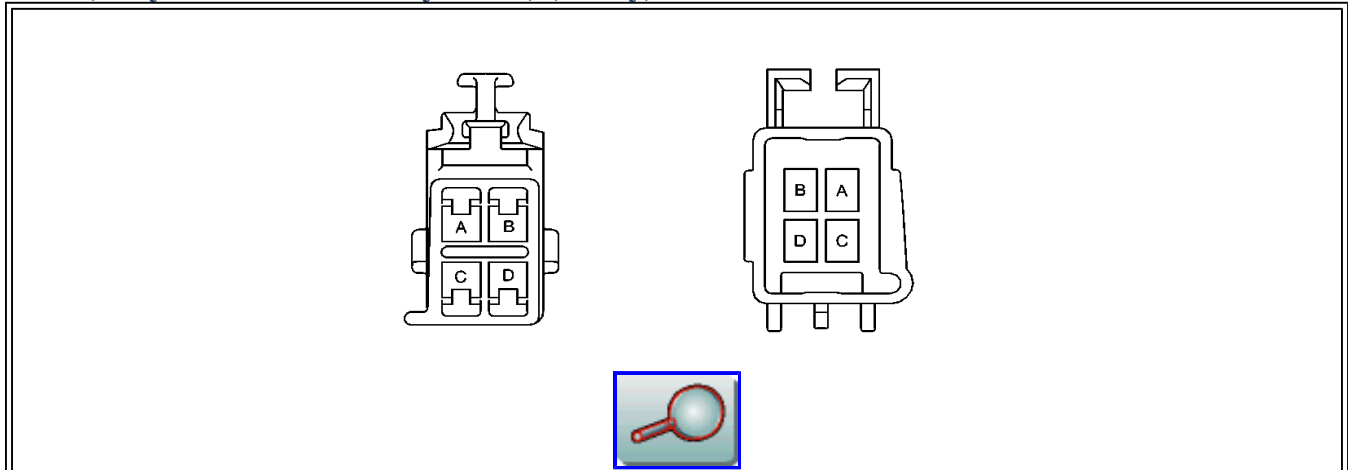
C224 (Body Harness to Ashtray Insert) (Except Envoy)



Connector Part Information		<ul style="list-style-type: none"> • 12092162 • 4-Way F Metri-Pack 150 Series (BLK) 		Connector Part Information		<ul style="list-style-type: none"> • 12162477 • 4-Way M Metri-Pack 150 Series (BLK) 	
Pin	Wire Color	Circuit No.	Function	Pin	Wire Color	Circuit No.	Function

A	ORN	640	Fuse Output - Battery	A	ORN	640	Fuse Output - Battery
B	BLK	1050	Ground	B	BLK	1050	Ground
C	BRN	2409	Fuse Output - Interior Park Lamps	C	BRN	2409	Fuse Output - Interior Park Lamps
D	BLK	1050	Ground	D	BLK	1050	Ground

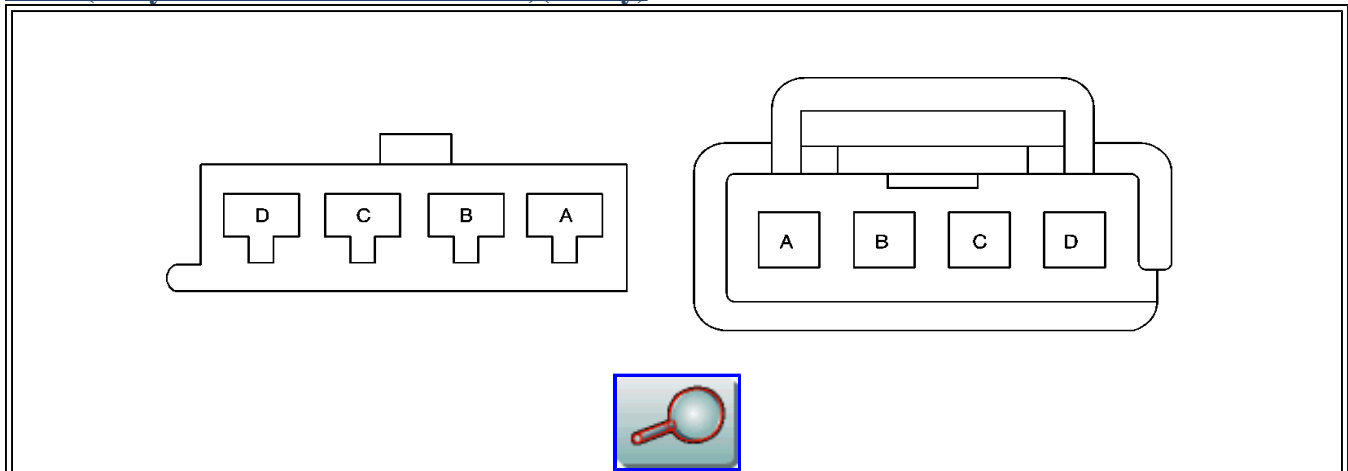
C224 (Body Harness to Ashtray Insert) (Envoy)



Connector Part Information	<ul style="list-style-type: none"> • 12129136 • 4-Way F Metri-Pack 280 Series, Flex-lock (BLK) 	Connector Part Information	<ul style="list-style-type: none"> • 12129135 • 4-Way M Metri-Pack 280 Series, Flex-lock (BLK)
-----------------------------------	--	-----------------------------------	--

Pin	Wire Color	Circuit No.	Function	Pin	Wire Color	Circuit No.	Function
A	BLK	1050	Ground	A	BLK	1050	Ground
B	BLK	1050	Ground	B	BLK	1050	Ground
C	ORN	640	Fuse Output - Battery	C	ORN	640	Fuse Output - Battery
D	ORN	1040	Fuse Output - Battery	D	ORN	1040	Fuse Output - Battery

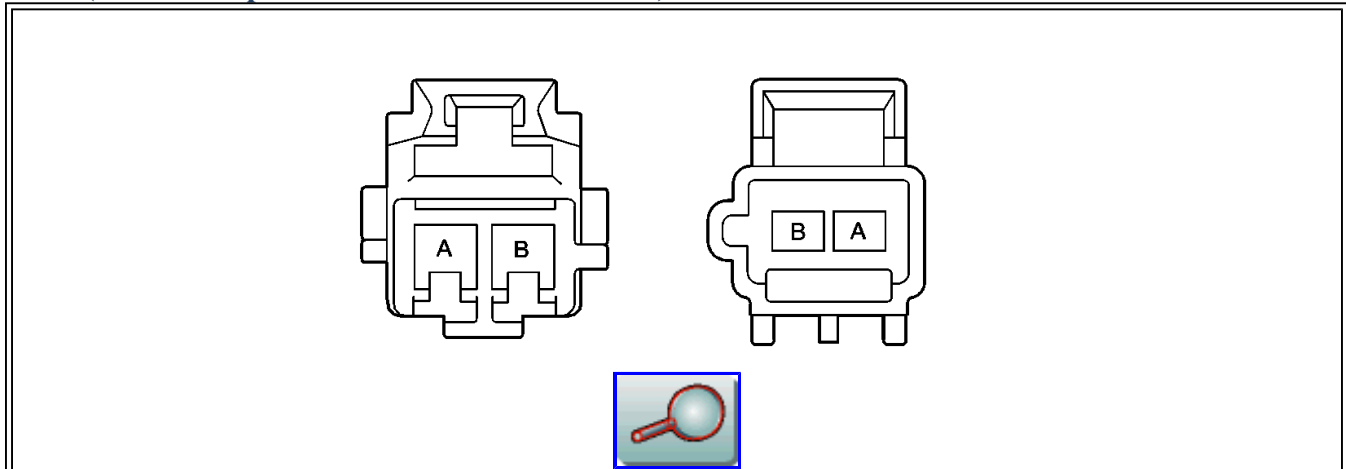
C229 (Body Harness to Dome Harness)(Utility)



Connector	• 12092162	Connector	• 15326050
------------------	------------	------------------	------------

Part Information		• 4-Way F Metri-Pack 150 Series (BLK)		Part Information		• 4-Way M Metri-Pack 150 Series (BLK)	
Pin	Wire Color	Circuit No.	Function	Pin	Wire Color	Circuit No.	Function
A	GRY	1690	Automatic Day/Night Mirror Signal - Outside	A	GRY	1690	Automatic Day/Night Mirror Signal - Outside
B	PNK	1691	Automatic Day/Night Mirror Return - Outside	B	PNK	1691	Automatic Day/Night Mirror Return - Outside
C	BARE	813	Drain Wire Return (Envoy Only)	C	BARE	813	Drain Wire Return (Envoy Only)
D	GRY	655	Cellular Telephone Microphone Return (Envoy Only)	D	GRY	655	Cellular Telephone Microphone Return (Envoy Only)

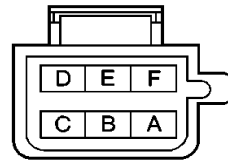
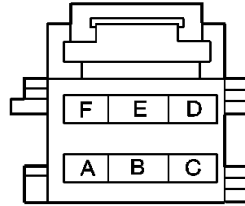
C300 (Dome Lamp Harness to Sunroof Harness)



Connector Part Information		• 12129081 • 2-Way F Metri-Pack 280 Series, Flexlock (BLK)		Connector Part Information		• 12129155 • 2-Way M Metri-Pack 280 Series, Self Lock (BLK)	
Pin	Wire Color	Circuit No.	Function	Pin	Wire Color	Circuit No.	Function
A	DK GRN	1001	Fuse Output - Retained Accessory Power	A	YEL	1001	Fuse Output - Retained Accessory Power
B	BLK	1850	Ground	B	BLK	1850	Ground

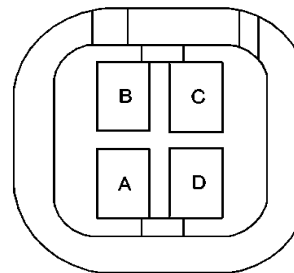
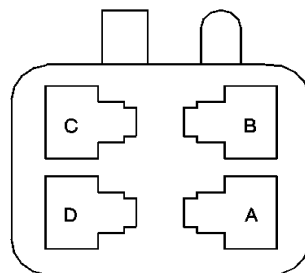
C301 (Dome Harness to Overhead Console) (Bravada and Envoy)





Connector Part Information		<ul style="list-style-type: none"> • 12064762 • 6-Way F Metri-Pack 150 Series (GRY) 		Connector Part Information		<ul style="list-style-type: none"> • 12064763 • 6-Way M Metri-Pack 150 Series (GRY) 	
Pin	Wire Color	Circuit No.	Function	Pin	Wire Color	Circuit No.	Function
A	WHT	156	Courtesy Lamp Output	A	WHT	156	Courtesy Lamp Output
B	ORN	1732	Electronic Control Unit Output - 12 Volt - Inadvertant Load Control	B	GRY	1732	Electronic Control Unit Output - 12 Volt - Inadvertant Load Control
C	ORN	40	Fuse Output - Battery	C	ORN	40	Fuse Output - Battery
D	BLK	1850	Ground	D	BLK	1850	Ground
E	PPL/WHT	1382	LED Dimming Signal	E	YEL	1382	LED Dimming Signal
F	--	--	Not Used	F	--	--	Not Used

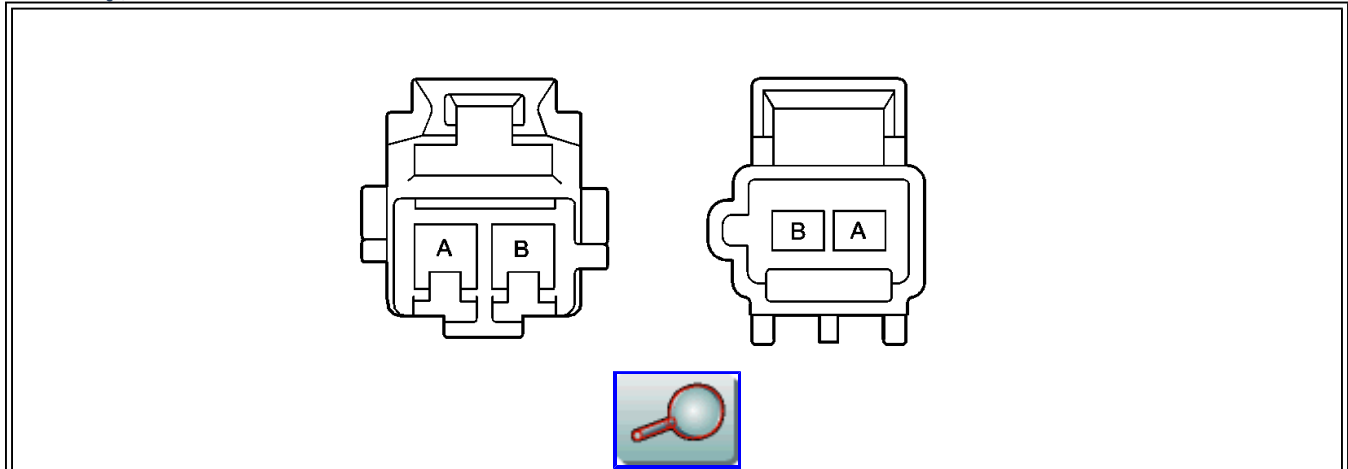
C301 (Dome Harness to Overhead Console) (Except Bravada and Envoy)



Connector Part Information		<ul style="list-style-type: none"> • 12047785 • 4-Way F Metri-Pack 150 Series (BLK) 		Connector Part Information		<ul style="list-style-type: none"> • 12047786 • 4-Way M Metri-Pack 150 Series (BLK) 	
Pin	Wire Color	Circuit No.	Function	Pin	Wire Color	Circuit No.	Function
A	WHT	156	Courtesy Lamp Output	A	WHT	156	Courtesy Lamp Output

B	ORN	1732	Electronic Control Unit Output - 12 Volt - Inadvertent Load Control	B	ORN	1732	Electronic Control Unit Output - 12 Volt - Inadvertent Load Control
C	--	--	Not Used (w/o Trip Computer)	C	--	--	Not Used (w/o Trip Computer)
C	ORN	40	Fuse Output - Battery (w/o Sunroof)	C	ORN	40	Fuse Output - Battery (w/o Sunroof)
D	BLK	1850	Ground	D	BLK	1850	Ground

C302 (Power Seat Harness, LH to Power Recliner Harness, LH) (Utility w/ Power Seats, Non-Memory)



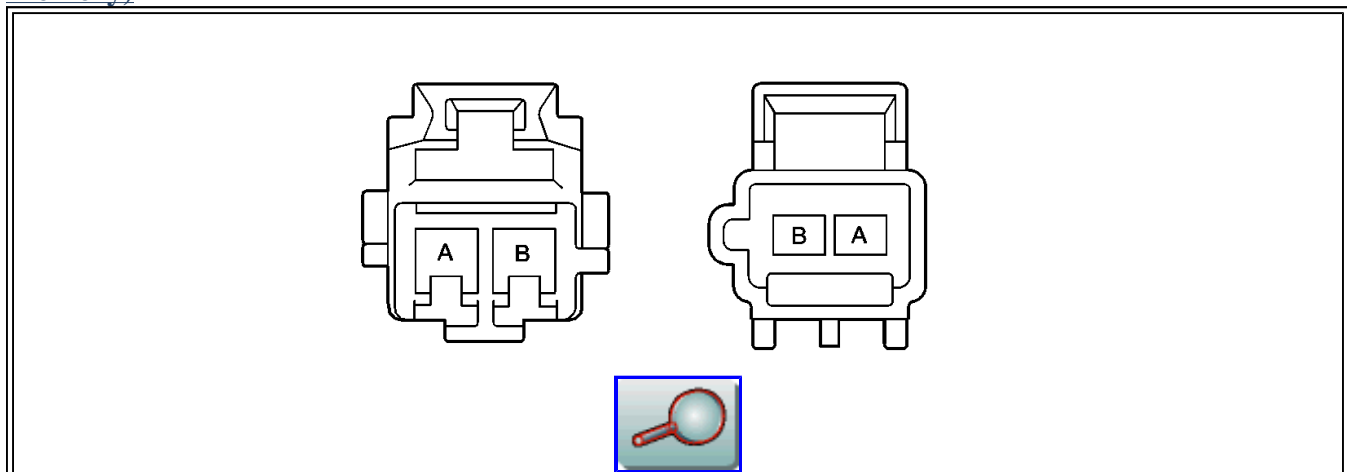
Connector Part Information		<ul style="list-style-type: none"> • 12129081 • 2-Way F Metri-Pack 280 Series (BLK) 		Connector Part Information		<ul style="list-style-type: none"> • 12129155 • 2-Way M Metri-Pack 280 Series (BLK) 	
Pin	Wire Color	Circuit No.	Function	Pin	Wire Color	Circuit No.	Function
A	LT BLU	277	Power Seat Motor Feed - Driver - Recline AFT	A	LT BLU	277	Power Seat Motor Feed - Driver - Recline AFT
B	LT GRN	276	Power Seat Motor Feed - Driver - Recline Fore	B	LT GRN	276	Power Seat Motor Feed - Driver - Recline Fore

C302 (Power Seat Harness, LH to Power Recliner Harness, LH) (Utility w/ Power Seats, Memory)

		<ul style="list-style-type: none"> • 12129136 	<ul style="list-style-type: none"> • 12129135
--	--	--	--

Connector Part Information		• 4-Way F Metri-Pack 280 Series (BLK)		Connector Part Information		• 4-Way M Metri-Pack 280 Series (BLK)	
Pin	Wire Color	Circuit No.	Function	Pin	Wire Color	Circuit No.	Function
A	LT BLU	277	Power Seat Motor Feed - Driver - Recline Aft	A	LT BLU	277	Power Seat Motor Feed - Driver - Recline Aft
B	LT GRN	276	Power Seat Motor Feed - Driver - Recline Fore	B	LT GRN	276	Power Seat Motor Feed - Driver - Recline Fore
C	WHT/BLK	570	Memory Seat Position Sensor Signal - Driver Recliner Motor	C	WHT/BLK	570	Memory Seat Position Sensor Signal - Driver Recliner Motor
D	BLK	570A	Memory Seat Position Sensor Return - Driver Recliner Motor	D	BLK	570A	Memory Seat Position Sensor Return - Driver Recliner Motor

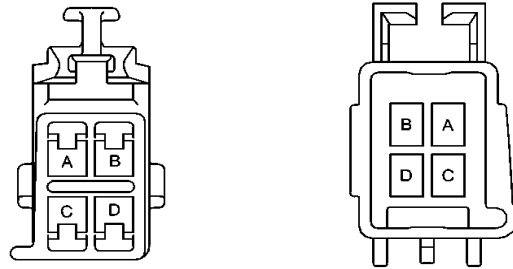
C303 (Power Seat Harness, RH to Power Recliner Harness, RH) (Utility w/ Power Seats, Non-Memory)



Connector Part Information		• 12129081 • 2-Way F Metri-Pack 280 Series (BLK)		Connector Part Information		• 12129155 • 2-Way M Metri-Pack 280 Series (BLK)	
Pin	Wire Color	Circuit No.	Function	Pin	Wire Color	Circuit No.	Function
A	LT BLU	77	Power Seat Motor Feed - Passenger - Recline AFT	A	LT BLU	77	Power Seat Motor Feed - Passenger - Recline AFT
B	LT GRN	76	Power Seat Motor Feed - Passenger - Recline Fore	B	LT GRN	76	Power Seat Motor Feed - Passenger - Recline Fore

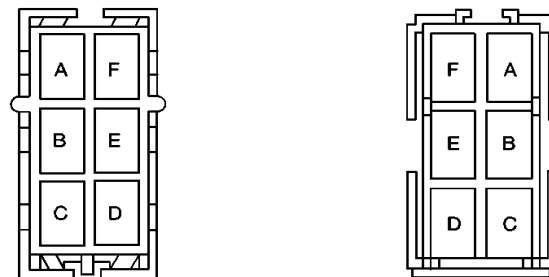
C303 (Power Seat Harness, RH to Power Recliner Harness, RH) (Utility w/ Power Seats, Memory)

--	--	--	--	--	--	--	--



Connector Part Information		<ul style="list-style-type: none"> • 12129136 • 4-Way F Metri-Pack 280 Series (BLK) 		Connector Part Information		<ul style="list-style-type: none"> • 12129135 • 4-Way M Metri-Pack 280 Series (BLK) 	
Pin	Wire Color	Circuit No.	Function	Pin	Wire Color	Circuit No.	Function
A	LT BLU	77	Power Seat Motor Feed - Passenger - Recline Aft	A	LT BLU	77	Power Seat Motor Feed - Passenger - Recline Aft
B	LT GRN	76	Power Seat Motor Feed - Passenger - Recline Fore	B	LT GRN	76	Power Seat Motor Feed - Passenger - Recline Fore
C	WHT/BLK	570	Memory Seat Position Sensor Signal - Passenger Recliner Motor	C	WHT/BLK	570	Memory Seat Position Sensor Signal - Passenger Recliner Motor
D	BLK	570A	Memory Seat Position Sensor Return - Passenger Recliner Motor	D	BLK	570A	Memory Seat Position Sensor Return - Passenger Recliner Motor

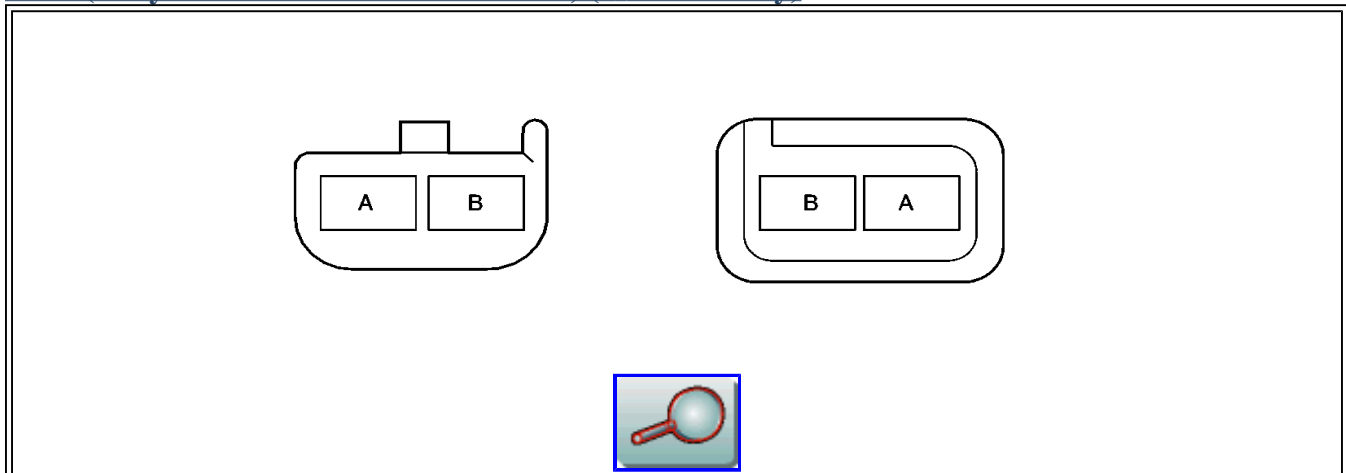
C304 (Body Harness to LR Door Harness) (4-Door Utility)



Connector Part Information		<ul style="list-style-type: none"> • 12034482 • 6-Way F Metri-Pack 280 Series (GRY) 		Connector Part Information		<ul style="list-style-type: none"> • 12034481 • 6-Way F Metri-Pack 280 Series (GRY) 	
----------------------------	--	---	--	----------------------------	--	---	--


Pin	Wire Color	Circuit No.	Function	Pin	Wire Color	Circuit No.	Function
A	DK GRN	168	Power Window Master Switch Output - Left Rear Window -Up	A	DK GRN	168	Power Window Master Switch Output - Left Rear Window -Up
B	DK BLU	1307	Power Window Master Switch Output - Lockout	B	DK BLU	1307	Power Window Master Switch Output - Lockout
C	TAN	294	Power Door Lock Motor Feed - Unlock	C	TAN	294	Power Door Lock Motor Feed - Unlock
D	--	--	Not Used	D	--	--	Not Used
E	PPL	169	Power Window Master Switch Output - Left Rear Window -Down	E	PPL	169	Power Window Master Switch Output - Left Rear Window -Down
F	GRY	295	Power Door Lock Motor Feed - Lock	F	GRY	295	Power Door Lock Motor Feed - Lock

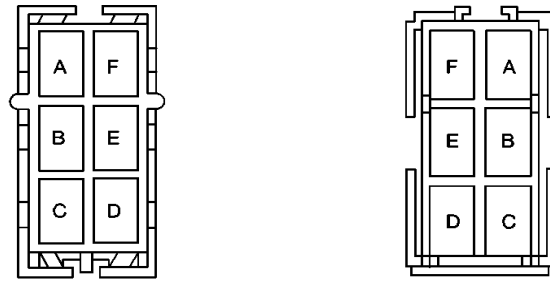
C305 (Body Harness to LR Door Harness) (4-Door Utility)



Connector Part Information		<ul style="list-style-type: none"> • 12059247 • 2-Way F Metri-Pack 150 Series (MD GRY) 		Connector Part Information		<ul style="list-style-type: none"> • 12059248 • 2-Way M Metri-Pack 150 Series (MD GRY) 	
Pin	Wire Color	Circuit No.	Function	Pin	Wire Color	Circuit No.	Function
A	YEL	116	Speaker Return - Left Rear	A	YEL	116	Speaker Return - Left Rear
B	BRN	199	Speaker Feed - Left Rear	B	BRN	199	Speaker Feed - Left Rear

C306 (Body Harness to RR Door Harness) (4-Door Utility)





Connector Part Information		<ul style="list-style-type: none"> • 12034482 • 6-Way F Metri-Pack 280 Series (GRY) 		Connector Part Information		<ul style="list-style-type: none"> • 12034481 • 6-Way F Metri-Pack 280 Series (GRY) 	
Pin	Wire Color	Circuit No.	Function	Pin	Wire Color	Circuit No.	Function
A	LT GRN	170	Power Window Master Switch Output - Right Rear Window -Up	A	DK GRN	170	Power Window Master Switch Output - Right Rear Window -Up
B	DK BLU	1307	Power Window Master Switch Output - Lockout	B	DK BLU	1307	Power Window Master Switch Output - Lockout
C	TAN	294	Power Door Lock Motor Feed - Unlock	C	TAN	294	Power Door Lock Motor Feed - Unlock
D	--	--	Not Used	D	--	--	Not Used
E	PPL	171	Power Window Master Switch Output - Right Rear Window -Down	E	PPL	171	Power Window Master Switch Output - Right Rear Window -Down
F	GRY	295	Power Door Lock Motor Feed - Lock	F	GRY	295	Power Door Lock Motor Feed - Lock

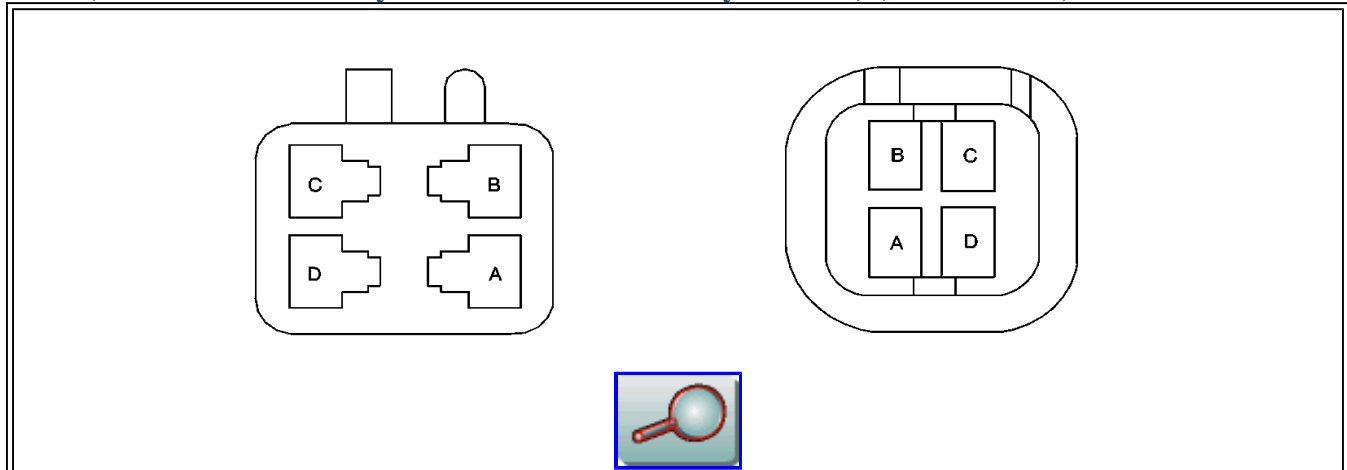
C307 (Body Harness to RR Door Harness) (4-Door Utility)



Connector Part Information		<ul style="list-style-type: none"> • 12059247 • 2-Way F Metri-Pack 150 Series (MD GRY) 		Connector Part Information		<ul style="list-style-type: none"> • 12059248 • 2-Way M Metri-Pack 150 Series (MD GRY) 	

Pin	Wire Color	Circuit No.	Function	Pin	Wire Color	Circuit No.	Function
A	LT BLU	115	Speaker Return - Right Rear	A	YEL	115	Speaker Return - Right Rear
B	DK BLU	46	Speaker Feed - Right Rear	B	BRN	46	Speaker Feed - Right Rear

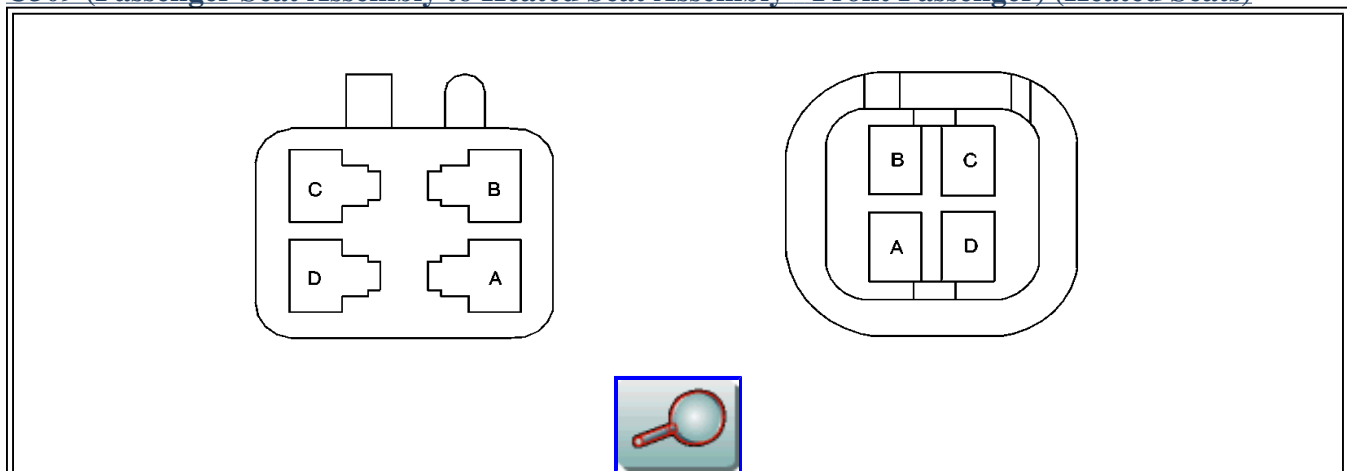
C308 (Driver Seat Assembly to Heated Seat Assembly - Driver) (Heated Seats)



Connector Part Information	<ul style="list-style-type: none"> • 12047785 • 4-Way Metri-Pack 150 Series (BLK) 	Connector Part Information	<ul style="list-style-type: none"> • 12047786 • 4-Way Metri-Pack 150 Series (BLK)
-----------------------------------	---	-----------------------------------	---

Pin	Wire Color	Circuit No.	Function	Pin	Wire Color	Circuit No.	Function
A	ORN	2240	Heated Seat Signal - High/Low	A	ORN	2240	Heated Seat Signal - High/Low
B	BLK	1350	Ground	B	BLK	1350	Ground
C	PNK	1501	Fuse Output Battery	C	PNK	1501	Fuse Output Battery
D	--	--	Not Used	D	--	--	Not Used

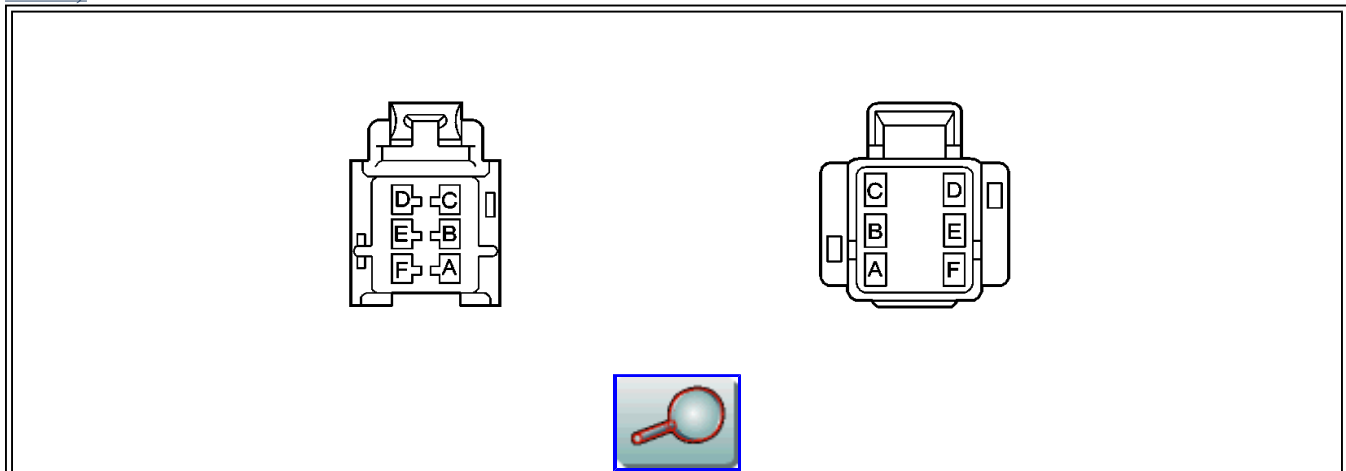
C309 (Passenger Seat Assembly to Heated Seat Assembly - Front Passenger) (Heated Seats)



Connector Part Information	<ul style="list-style-type: none"> • 12047785 • 4-Way Metri-Pack 150 	Connector Part Information	<ul style="list-style-type: none"> • 12047786 • 4-Way Metri-Pack 150
-----------------------------------	--	-----------------------------------	--


		Series (BLK)				Series (BLK)	
Pin	Wire Color	Circuit No.	Function	Pin	Wire Color	Circuit No.	Function
A	ORN	2240	Heated Seat Signal - High/Low	A	ORN	2240	Heated Seat Signal - High/Low
B	BLK	1350	Ground	B	BLK	1350	Ground
C	PNK	1501	Fuse Output Battery	C	PNK	1501	Fuse Output Battery
D	--	--	Not Used	D	--	--	Not Used

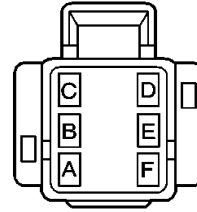
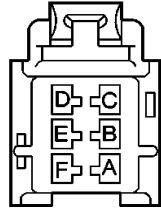
C315 (Body Harness to Passenger Seat Assembly Pigtail Connector) (4-Door Utility with Power Seats)



Connector Part Information		<ul style="list-style-type: none"> • 12064752 • 6-Way F Metri-Pack 280 Series (BLK) 		Connector Part Information		<ul style="list-style-type: none"> • 12064754 • 6-Way M Metri-Pack 280 Series (BLK) 	
Pin	Wire Color	Circuit No.	Function	Pin	Wire Color	Circuit No.	Function
A	BRN	41	Fuse Output - Ignition 3	A	BRN	41	Fuse Output - Ignition 3
B	BLK	1350	Ground	B	BLK	1350	Ground
C	ORN	1440	Fuse Output - Battery	C	ORN	1440	Fuse Output - Battery
D	ORN/BLK	2240	Fuse Output - Battery	D	ORN	2240	Fuse Output - Battery
E-F	--	--	Not Used	E-F	--	--	Not Used

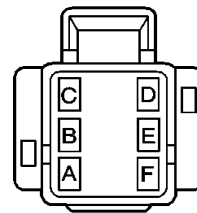
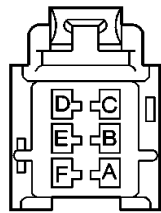
C317 (Utility Body Harness to Driver's Seat Assembly Pigtail Connector)





Connector Part Information		<ul style="list-style-type: none"> • 12064752 • 6-Way F Metri-Pack 280 Series (BLK) 		Connector Part Information		<ul style="list-style-type: none"> • 12064754 • 6-Way M Metri-Pack 280 Series (BLK) 	
Pin	Wire Color	Circuit No.	Function	Pin	Wire Color	Circuit No.	Function
A	BRN	41	Fuse Output - Ignition 3	A	BRN	41	Fuse Output - Ignition 3
B	BLK	1850	Ground	B	BLK	1850	Ground
C	ORN	1440	Fuse Output - Battery	C	ORN	1440	Fuse Output - Battery
D	ORN/BLK	2240	Fuse Output - Battery	D	ORN	2240	Fuse Output - Battery
E	BLK/WHT	238	Seat Belt Switch Signal	E	BLK/WHT	238	Seat Belt Switch Signal
F	BRN/WHT	1048	Serial Data Signal - Class 2 - 10400 Baud - Diagnostic to Seat Control Module	F	BRN/WHT	1048	Serial Data Signal - Class 2 - 10400 Baud - Diagnostic to Seat Control Module

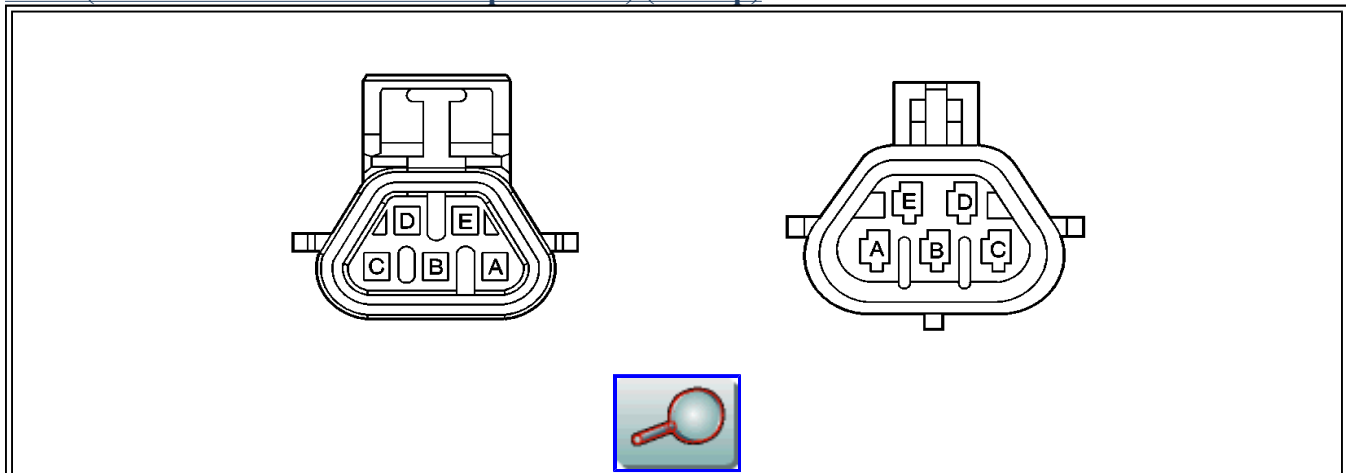
C317 (Pickup Body Harness to Driver's Seat Assembly Pigtail Connector)



Connector Part Information		<ul style="list-style-type: none"> • 12064752 • 6-Way F Metri-Pack 280 Series (BLK) 		Connector Part Information		<ul style="list-style-type: none"> • 12064754 • 6-Way M Metri-Pack 280 Series (BLK) 	
Pin	Wire Color	Circuit No.	Function	Pin	Wire Color	Circuit No.	Function

A	--	--	Not Used	A	--	--	Not Used
B	BLK	1850	Ground (Pickup)	B	BLK	1850	Ground (Pickup)
B	BLK	1350	Ground (Utility)	B	BLK	1350	Ground (Utility)
C-D	--	--	Not Used	C-D	--	--	Not Used
E	BLK/WHT	238	Seat Belt Switch Signal	E	BLK/WHT	238	Seat Belt Switch Signal
F	--	--	Not Used	F	--	--	Not Used

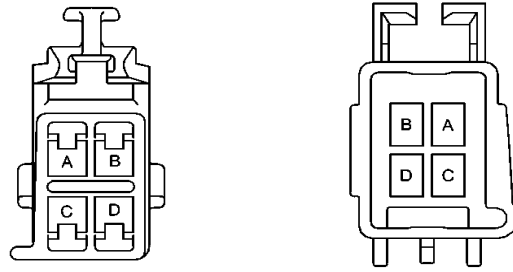
C401 (Chassis Harness to Tail Lamp Harness) (Pickup)



Connector Part Information <ul style="list-style-type: none"> • 12146045 • 5-Way F Metri-Pack, Sealed 150 Series (NAT) 				Connector Part Information <ul style="list-style-type: none"> • 12103974 • 5-Way M Metri-Pack, Sealed 150 Series (NAT) 			
Pin	Wire Color	Circuit No.	Function	Pin	Wire Color	Circuit No.	Function
A	BRN	2509	Fuse Output - Park Lamp - Left Rear	A	BRN	2509	Fuse Output - Park Lamp - Left Rear
B	LT GRN	1324	Fuse Output - Backup Lamps	B	LT GRN	1324	Fuse Output - Backup Lamps
C	DK GRN	619	Fuse Output - Turn/Stop Lamp - Right Rear	C	DK GRN	619	Fuse Output - Turn/Stop Lamp - Right Rear
D	YEL	618	Fuse Output - Turn/Stop Lamp - Left Rear	D	YEL	618	Fuse Output - Turn/Stop Lamp - Left Rear
E	BRN/WHT	2609	Fuse Output - Park Lamp - Right Rear	E	BRN/WHT	2609	Fuse Output - Park Lamp - Right Rear

C402 (Body Harness to RH Tail Lamp Harness) (Domestic)

--	--	--	--	--	--	--	--



Connector Part Information		<ul style="list-style-type: none"> • 12129136 • 4-Way F Metri-Pack 280 Series (BLK) 		Connector Part Information		<ul style="list-style-type: none"> • 12124557 • 4-Way M Metri-Pack 280 Series (BLK) 	
Pin	Wire Color	Circuit No.	Function	Pin	Wire Color	Circuit No.	Function
A	LT GRN	1324	Fuse Output - Backup Lamps	A	LT GRN	1324	Fuse Output - Backup Lamps
B	BRN	2609	Fuse Output - Park Lamp - Right Rear	B	BRN/WHT	2609	Fuse Output - Park Lamp - Right Rear
C	YEL	618	Fuse Output - Turn/Stop Lamp - Right Rear	C	DK GRN	619	Fuse Output - Turn/Stop Lamp - Right Rear
D	BLK	1350	Ground	D	BLK	1350	Ground

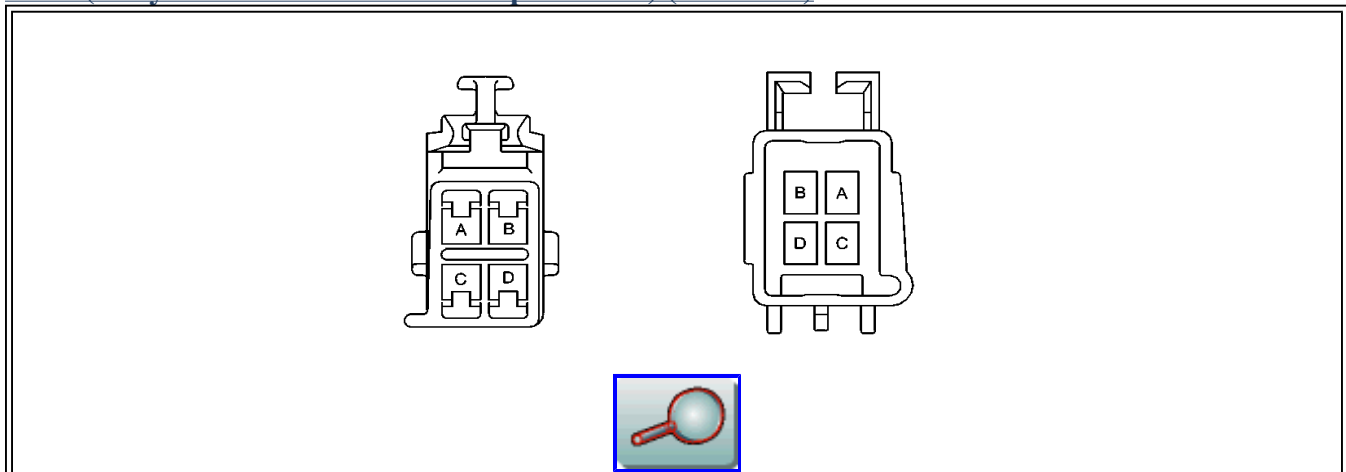
C402 (Body Harness to RH Tail Lamp Harness) (Export)



Connector Part Information		<ul style="list-style-type: none"> • 12064752 • 6-Way F Metri-Pack 280 Series (BLK) 		Connector Part Information		<ul style="list-style-type: none"> • 12162364 • 6-Way M Metri-Pack 280 Series (BLK) 	
Pin	Wire Color	Circuit No.	Function	Pin	Wire Color	Circuit No.	Function
A	LT GRN	1324	Fuse Output - Backup Lamps	A	LT GRN	1324	Fuse Output - Backup Lamps
			Fuse Output - Park				Fuse Output - Park

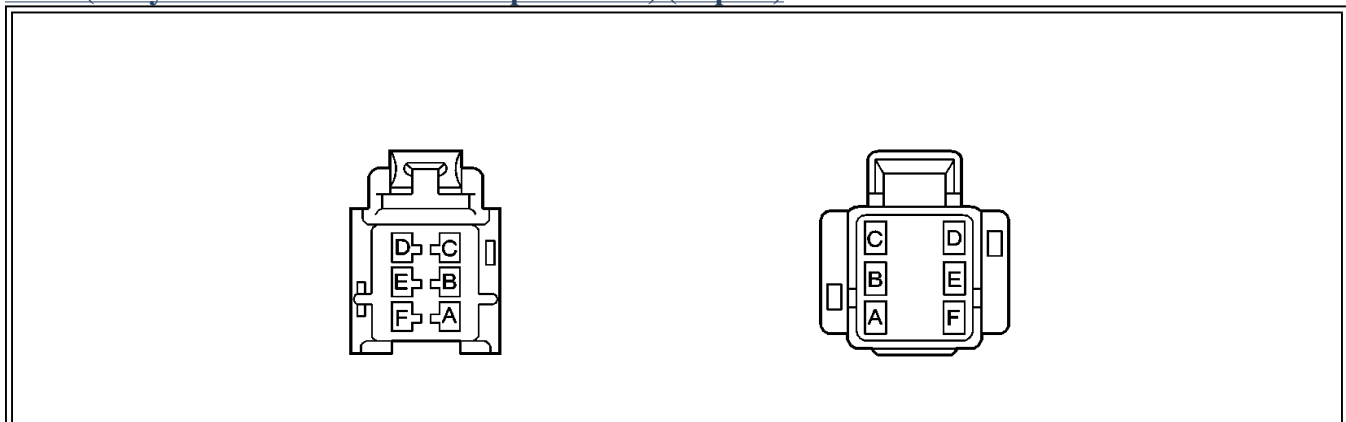
B	BRN	2609	Lamp - Right Rear	B	BRN/WHT	2609	Lamp - Right Rear
C	YEL	618	Fuse Output - Turn/Stop Lamp - Right Rear	C	DK GRN	619	Fuse Output - Turn/Stop Lamp - Right Rear
D	BLK	1350	Ground	D	BLK	1350	Ground
E	LT BLU	1320	Fuse Output - HMSL	E	LT BLU	1320	Fuse Output - HMSL
F	PPL	34	Fog Lamp Feed	F	PPL	34	Fog Lamp Feed

C403 (Body Harness to LH Tail Lamp Harness) (Domestic)



Connector Part Information		<ul style="list-style-type: none"> • 12129136 • 4-Way F Metri-Pack 280 Series (BLK) 		Connector Part Information		<ul style="list-style-type: none"> • 12124557 • 4-Way M Metri-Pack 280 Series (BLK) 	
Pin	Wire Color	Circuit No.	Function	Pin	Wire Color	Circuit No.	Function
A	LT GRN	1324	Fuse Output - Backup Lamps	A	LT GRN	1324	Fuse Output - Backup Lamps
B	BRN	2509	Fuse Output - Park Lamp - Left Rear	B	BRN	2509	Fuse Output - Park Lamp - Left Rear
C	YEL	618	Fuse Output - Turn/Stop Lamp - Left Rear	C	YEL	618	Fuse Output - Turn/Stop Lamp - Left Rear
D	BLK	1350	Ground	D	BLK	1350	Ground

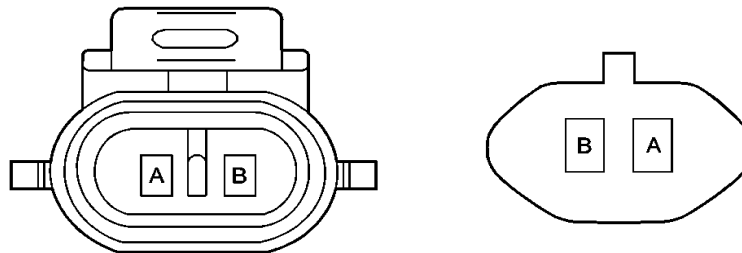
C403 (Body Harness to LH Tail Lamp Harness) (Export)





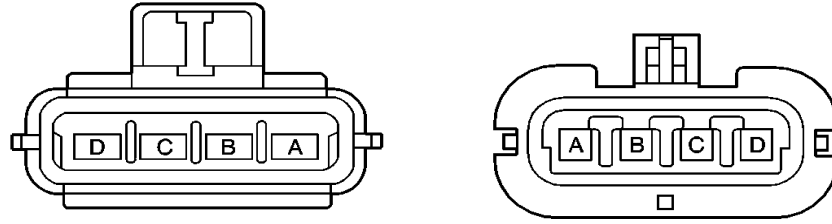
Connector Part Information		<ul style="list-style-type: none"> • 12064752 • 6-Way F Metri-Pack 280 Series (BLK) 		Connector Part Information		<ul style="list-style-type: none"> • 12162364 • 6-Way M Metri-Pack 280 Series (BLK) 	
Pin	Wire Color	Circuit No.	Function	Pin	Wire Color	Circuit No.	Function
A	LT GRN	1324	Fuse Output - Backup Lamps	A	LT GRN	1324	Fuse Output - Backup Lamps
B	BRN	2509	Fuse Output - Park Lamp - Left Rear	B	BRN	2509	Fuse Output - Park Lamp - Left Rear
C	YEL	618	Fuse Output - Turn/Stop Lamp - Left Rear	C	YEL	618	Fuse Output - Turn/Stop Lamp - Left Rear
D	BLK	1350	Ground	D	BLK	1350	Ground
E	LT BLU	1320	Fuse Output - HMSL	E	LT BLU	1320	Fuse Output - HMSL
F	PPL	34	Fog Lamp Feed	F	PPL	34	Fog Lamp Feed

C411 (Body Harness to Endgate Harness) (Utility)



Connector Part Information		<ul style="list-style-type: none"> • 12052641 • 2-Way F Metri-Pack 150 Series, Sealed (BLK) 		Connector Part Information		<ul style="list-style-type: none"> • 12162000 • 2-Way M Metri-Pack 150 Series, Sealed (BLK) 	
Pin	Wire Color	Circuit No.	Function	Pin	Wire Color	Circuit No.	Function
A	PNK/BLK	1303	Endgate Ajar Switch Signal	A	PNK/BLK	1303	Endgate Ajar Switch Signal
B	BLK	1350	Ground	B	BLK	1350	Ground

C412 (Body Harness to Endgate Harness) (Utility)



Connector Part Information		<ul style="list-style-type: none"> • 12129565 • 4-Way F Metri-Pack 280 Series, Sealed (GRY) 		Connector Part Information		<ul style="list-style-type: none"> • 12129600 • 4-Way M Metri-Pack 280 Series, Sealed (GRY) 	
Pin	Wire Color	Circuit No.	Function	Pin	Wire Color	Circuit No.	Function
A	ORN	1240	Fuse Output Battery	A	ORN	1240	Fuse Output Battery
B	BLK	1350	Ground	B	BLK	1350	Ground
C	GRY	391	Rear Window Wiper Switch Output	C	GRY	391	Rear Window Wiper Switch Output
D	DK GRN	392	Rear Window Washer Pump Motor Feed	D	DK GRN	392	Rear Window Washer Pump Motor Feed

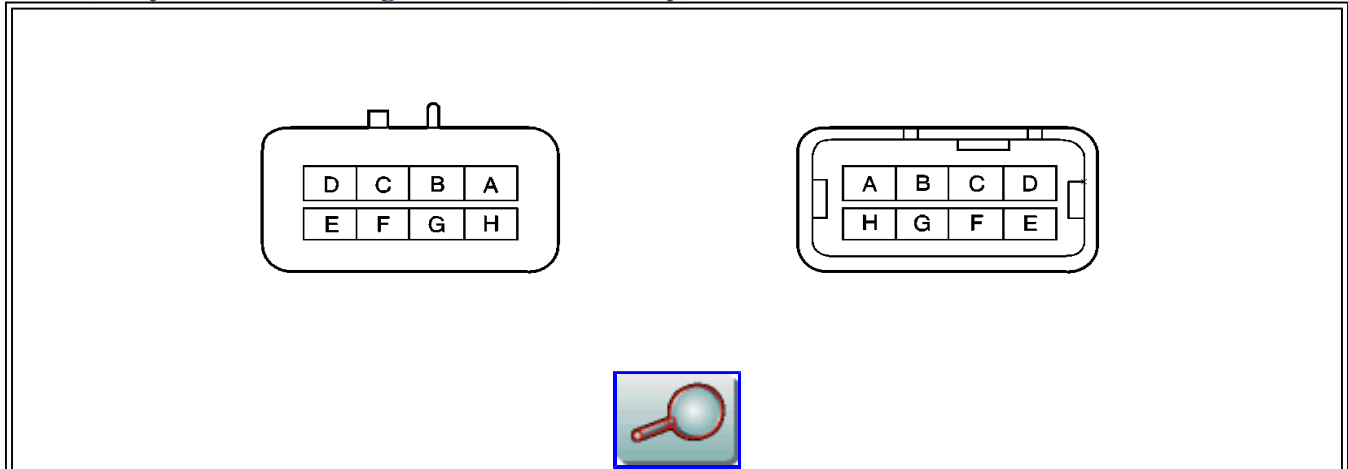
C413 (Body Harness to Endgate Harness)



Connector Part Information		<ul style="list-style-type: none"> • 12052848 • 6-Way F Metri-Pack 150 Series, Sealed (BLK) 		Connector Part Information		<ul style="list-style-type: none"> • 12124107 • 6-Way M Metri-Pack 150 Series, Sealed (BLK) 	
Pin	Wire Color	Circuit No.	Function	Pin	Wire Color	Circuit No.	Function
A	BLK/WHT	56	Trunk Release Motor Feed	A	BLK/WHT	56	Trunk Release Motor Feed
B	BLK	1350	Ground	B	BLK	1350	Ground

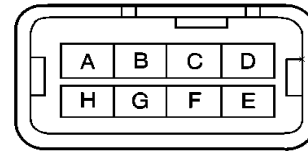
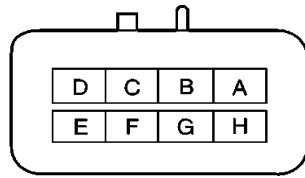
C	WHT	194	Power Door Lock Relay Feed - Unlock Coil	C	WHT	194	Power Door Lock Relay Feed - Unlock Coil
D	LT BLU	195	Power Door Lock Relay Feed - Lock Coil	D	LT BLU	195	Power Door Lock Relay Feed - Lock Coil
E	WHT/BLK	1221	Liftgate Release Switch Output	E	WHT/BLK	1221	Liftgate Release Switch Output
F	ORN	840	Fuse Output - Battery	F	ORN	840	Fuse Output - Battery

C426 (Body Harness to Liftglass Harness) (Utility)



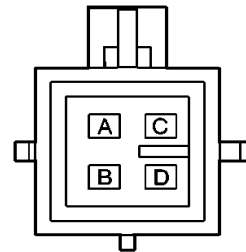
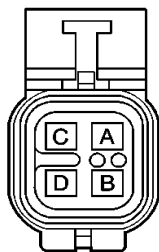
Connector Part Information		<ul style="list-style-type: none"> • 12047886 • 8-Way F Metri-Pack 150 Series (BLK) 		Connector Part Information		<ul style="list-style-type: none"> • 12045688 • 8-Way M Metri-Pack 150 Series (BLK) 	
Pin	Wire Color	Circuit No.	Function	Pin	Wire Color	Circuit No.	Function
A	WHT	194	Power Door Lock Relay Feed - Unlock Coil	A	WHT	194	Power Door Lock Relay Feed - Unlock Coil
B	LT BLU	195	Power Door Lock Relay Feed - Lock Coil	B	LT BLU	195	Power Door Lock Relay Feed - Lock Coil
C	BLK/WHT	56	Trunk Release Motor Feed	C	BLK/WHT	56	Trunk Release Motor Feed
D	BLK	1350	Ground	D	BLK	1350	Ground
E	ORN	840	Fuse Output - Battery	E	ORN	840	Fuse Output - Battery
F	WHT/BLK	1221	Liftgate Release Switch Output	F	WHT	1221	Liftgate Release Switch Output
G	TAN	294	Power Door Lock Motor Feed - Unlock	G	TAN	294	Power Door Lock Motor Feed - Unlock
H	GRY	295	Power Door Lock Motor Feed - Lock	H	GRY	295	Power Door Lock Motor Feed - Lock

C428 (Body Harness to Liftgate Harness)



Connector Part Information		<ul style="list-style-type: none"> • 12047886 • 8-Way F Metri-Pack 150 Series (BLK) 		Connector Part Information		<ul style="list-style-type: none"> • 12045688 • 6-Way M Metri-Pack 150 Series (BLK) 	
Pin	Wire Color	Circuit No.	Function	Pin	Wire Color	Circuit No.	Function
A	ORN	1240	Fuse Output - Battery	A	ORN	1240	Fuse Output - Battery
B	BLK	1350	Ground	B	BLK	1350	Ground
C	BLK	391	Ground	C	BLK	391	Ground
D	BLK	392	Ground	D	BLK	392	Ground
E	DK GRN	392	Rear Window Washer Pump (Feed)	E	DK GRN	392	Rear Window Washer Pump (Feed)
F	PNK/BLK	1303	Liftgate Ajar Switch Signal	F	PNK	1303	Liftgate Ajar Switch Signal
G	--	--	Not Used	G	--	--	Not Used
H	GRY	391	Rear Window Wiper Switch Output	H	GRY	391	Rear Window Wiper Switch Output

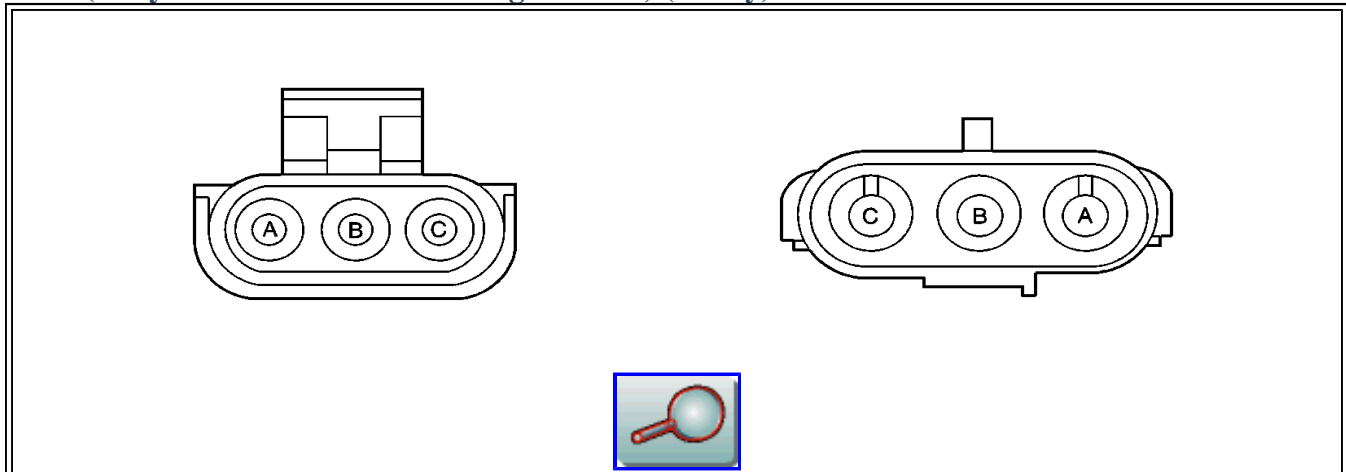
C430 (Chassis Harness to License Lamp Harness) (Utility)



Connector Part Information		<ul style="list-style-type: none"> • 12160482 • 4-Way F Metri-Pack 150 Series, Sealed (BLK) 		Connector Part Information		<ul style="list-style-type: none"> • 12160825 • 4-Way M Metri-Pack 150 Series (BLK) 	

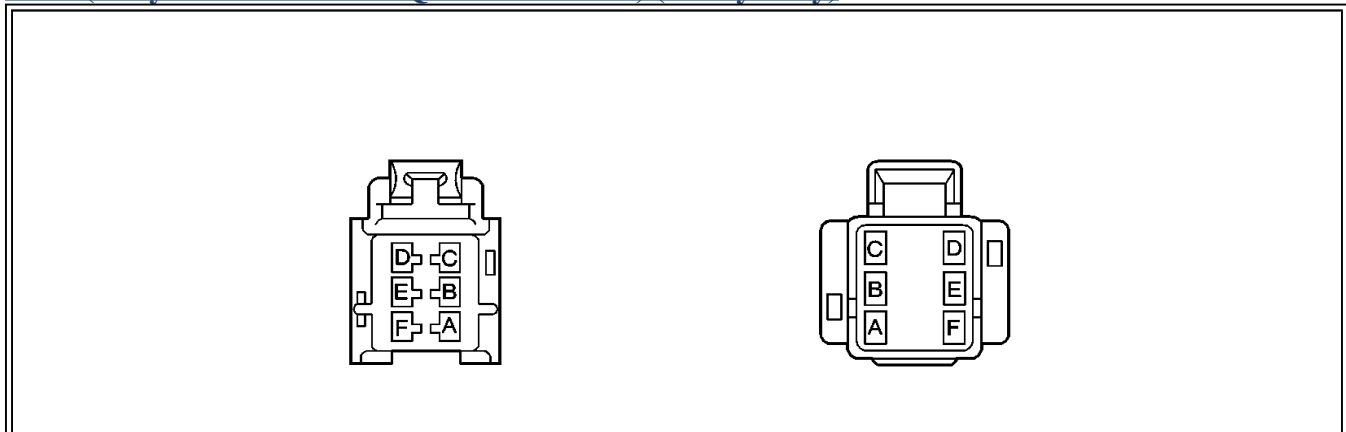
Pin	Wire Color	Circuit No.	Function	Pin	Wire Color	Circuit No.	Function
A	BRN	2109	Fuse Output - Trailer Park Lamp - Type III Fuse	A	BRN	2109	Fuse Output - Trailer Park Lamp - Type III Fuse
B	BRN	2109	Fuse Output - Trailer Park Lamp - Type III Fuse	B	BRN	2109	Fuse Output - Trailer Park Lamp - Type III Fuse
C	BLK	1650	Ground	C	BLK	1650	Ground
D	BLK	1650	Ground	D	BLK	1650	Ground

C470 (Body Harness to Load Leveling Harness) (Envoy)



Connector Part Information		<ul style="list-style-type: none"> • 12015793 • 3-Way F Weather-Pack (BLK) 		Connector Part Information		<ul style="list-style-type: none"> • 12020425 • 3-Way M Weather-Pack (BLK) 	
Pin	Wire Color	Circuit No.	Function	Pin	Wire Color	Circuit No.	Function
A	LT BLU	1298	Electronic Level Control Inflation Timer Relay Output - N.C. Contact	A	LT BLU	1298	Electronic Level Control Inflation Timer Relay Output - N.C. Contact
B	BLK	1350	Ground	B	BLK	1350	Ground
C	ORN	1840	Fuse Output - Battery	C	ORN	1840	Fuse Output - Battery

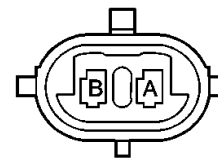
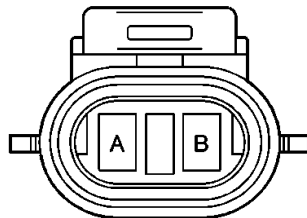
C471 (Body Harness to Rear Quarter Harness) (Envoy Only)





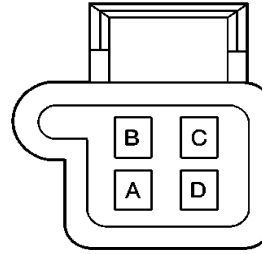
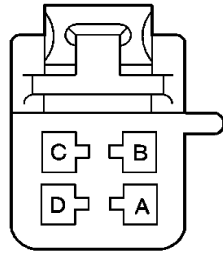
Connector Part Information		<ul style="list-style-type: none"> • 12064752 • 6-Way F Metri-Pack 150 Series (GRY) 		Connector Part Information		<ul style="list-style-type: none"> • 12064754 • 6-Way M Metri-Pack 280 Series (BLK) 	
Pin	Wire Color	Circuit No.	Function	Pin	Wire Color	Circuit No.	Function
A	BLK	1350	Ground	A	BLK	1350	Ground
B	YEL	321	Electronic Level Control Relay Output - Coil	B	YEL	321	Electronic Level Control Relay Output - Coil
C	ORN	1840	Fuse Output - Battery - Type III Fuse	C	ORN	1840	Fuse Output - Battery - Type III Fuse
D	LT BLU	1298	Electronic Level Control Inflation Timer Relay Output - N.C. Contact	D	LT BLU	1298	Electronic Level Control Inflation Timer Relay Output - N.C. Contact
E	ORN	1040	Fuse Output - Battery - Type III Fuse	E	ORN	1040	Fuse Output - Battery - Type III Fuse
F	--	--	Not Used	F	--	--	Not Used

C472 (Body Harness to Auto Level Control Harness) (Envoy Only)



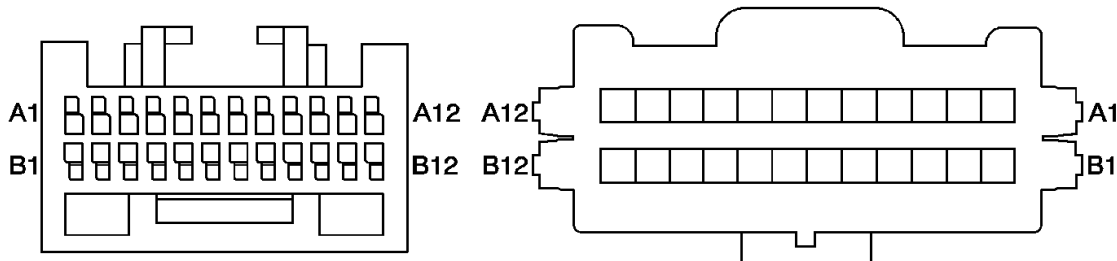
Connector Part Information		<ul style="list-style-type: none"> • 12052644 • 2-Way F Metri-Pack 150 Series 		Connector Part Information		<ul style="list-style-type: none"> • 12162343 • 2-Way M Metri-Pack 150 Series (GRY) 	
Pin	Wire Color	Circuit No.	Function	Pin	Wire Color	Circuit No.	Function
A	YEL	321	Electronic Level Control Relay Output - Coil	A	YEL	321	Electronic Level Control Relay Output - Coil
B	PNK	639	Fuse Output - Ignition 1	B	PNK	639	Fuse Output - Ignition 1

C473 (Inline to Vehicle Communications Unit - Gen 1)



Connector Part Information		<ul style="list-style-type: none"> • 12064760 • 4-Way F Metri-Pack 150 Series (BLK) 		Connector Part Information		<ul style="list-style-type: none"> • 12054761 • 4-Way M Metri-Pack 150 Series (BLK) 	
Pin	Wire Color	Circuit No.	Function	Pin	Wire Color	Circuit No.	Function
A	BARE	813	Drain Wire Return	A	BARE	813	Drain Wire Return
B	GRY	655	Cellular Telephone Microphone	B	GRY	655	Cellular Telephone Microphone
C	PNK	1159	External Speaker Signal	C	PNK	1159	External Speaker Signal
D	GRY	1160	External Speaker Signal	D	GRY	1160	External Speaker Signal

C474 (Body Harness to Vehicle Interface Unit - Gen 1)/C474 (Inline to Vehicle Interface Unit Jumper Harness)

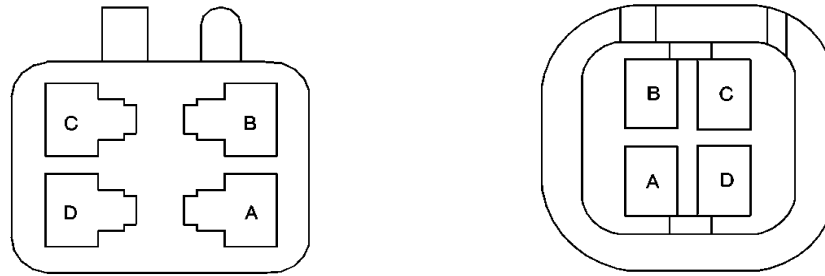


Connector Part Information		<ul style="list-style-type: none"> • 12146243 • 24-Way F Micro-Pack 100 Series (DK GRY) 		Connector Part Information		<ul style="list-style-type: none"> • 15317671 • 24-Way M Micro-Pack 100 Series (DK GRY) 	
Pin	Wire Color	Circuit No.	Function	Pin	Wire Color	Circuit No.	Function
A1	DK GRN	1301	Fuse Output - Retained Accessory Power	A1	DK GRN	1301	Fuse Output - Retained Accessory Power
A2	ORN	340	Fuse Output - Battery	A2	ORN	340	Fuse Output - Battery

A3	BLK	1850	Ground	A3	BLK	1850	Ground
A4- A5	--	--	Not Used	A4- A5	--	--	Not Used
A6	DK GRN	835	Diagnostic Signal - Entertainment and Comfort	A6	DK GRN	835	Diagnostic Signal - Entertainment and Comfort
A7	TAN	800	Serial Data Signal - UART - 8192 Baud - Primary	A7	TAN	800	Serial Data Signal - UART - 8192 Baud - Primary
A8- A9	--	--	Not Used	A8- A9	--	--	Not Used
A10	BARE	814	Drain Wire Return	A10	BARE	814	Drain Wire Return
A11	LT BLU	1153	Handset Mouthpiece Audio Signal	A11	LT BLU	1153	Handset Mouthpiece Audio Signal
A12	PNK	1155	Handset Audio Ground Signal	A12	PNK	1155	Handset Audio Ground Signal
B1- B4	--	--	Not Used	B1- B4	--	--	Not Used
B5	BRN	1941	Fuse Output - Ignition III	B5	BRN	1941	Fuse Output - Ignition III
B6	RED	1266	Reference Voltage Feed - 8.5 Volt Reference	B6	RED	1266	Reference Voltage Feed - 8.5 Volt Reference
B7	LT GRN/BLK	1098	Serial Data Signal - Class 2 - 10400 Baud - Diagnostic to Vehicle Comm MDL	B7	LT GRN/BLK	1098	Serial Data Signal - Class 2 - 10400 Baud - Diagnostic to Vehicle Comm MDL
B8	PPL	1156	Handset Keypad Data Signal	B8	PPL	1156	Handset Keypad Data Signal
B9	GRY/BLK	1798	Return	B9	GRY/BLK	1798	Return
B10	YEL	1157	Handset Display Data Signal	B10	YEL	1157	Handset Display Data Signal
B11	TAN	1158	Handset Fax Data Signal	B11	TAN	1158	Handset Fax Data Signal
B12	DK BLU	1154	Handset Earpiece Audio Signal	B12	DK BLU	1154	Handset Earpiece Audio Signal

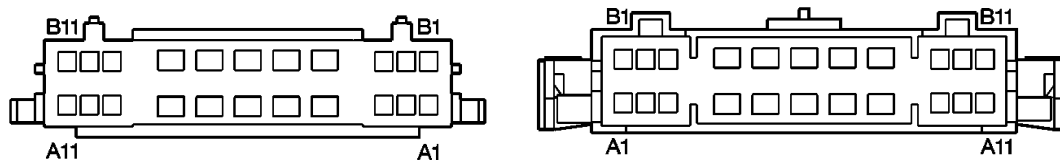
C500 (Body Harness to LF Door Harness) (w/o Power Locks/Windows)

--	--	--	--	--	--	--	--



Connector Part Information		<ul style="list-style-type: none"> • 12047785 • 4-Way F Metri-Pack 150 Series (BLK) 		Connector Part Information		<ul style="list-style-type: none"> • 12066498 • 4-Way M Metri-Pack 150 Series (BLK) 	
Pin	Wire Color	Circuit No.	Function	Pin	Wire Color	Circuit No.	Function
A	ORN	54	Door Jamb Switch Signal - Driver	A	ORN	54	Door Jamb Switch Signal - Driver
B	BLK	1850	Ground	B	BLK	1850	Ground
C	GRY	118	Speaker Return - Left Front	C	GRY	118	Speaker Return - Left Front
D	TAN	201	Speaker Feed - Left Front	D	TAN	201	Speaker Feed - Left Front

C500 (Body Harness to LF Door Harness) (w/ Power Locks/Windows)

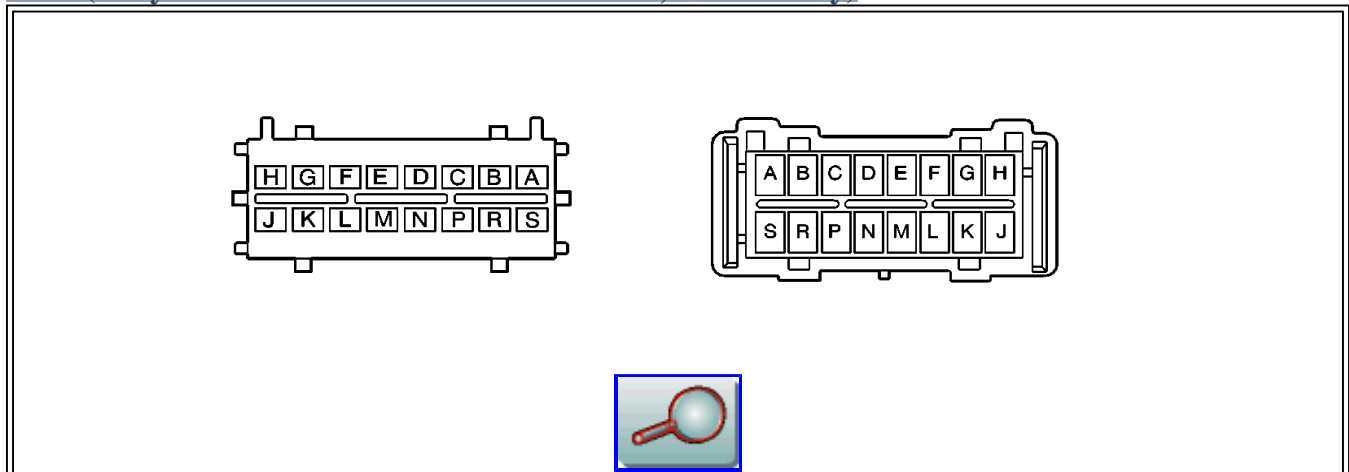


Connector Part Information		<ul style="list-style-type: none"> • 15317325 • 22-Way F Global Technology 150, 280 Series (GRY) 		Connector Part Information		<ul style="list-style-type: none"> • 15317322 • 22-Way M Global Technology 150, 280 Series (GRY) 	
Pin	Wire Color	Circuit No.	Function	Pin	Wire Color	Circuit No.	Function
A1	GRY	1690	Automatic Day/Night Mirror Signal - Outside	A1	GRY	1690	Automatic Day/Night Mirror Signal - Outside

A2	PNK	1691	Automatic Day/Night Mirror Return - Outside	A2	PNK	1691	Automatic Day/Night Mirror Return - Outside
A3	YEL	1496	Power Mirror Motor Feed	A3	YEL	1496	Power Mirror Motor Feed
A4	BLK	1850	Ground	A4	BLK	1850	Ground
A5	DK GRN	1001	Fuse Output - Retained Accessory Power	A5	DK GRN	1001	Fuse Output - Retained Accessory Power
A6	LT BLU	166	Power Window Master Switch Output - Right Front Window - Up	A6	LT BLU	166	Power Window Master Switch Output - Right Front Window - Up
A7	TAN	167	Power Window Master Switch Output - Right Front Window - Down	A7	TAN	167	Power Window Master Switch Output - Right Front Window - Down
A8	DK GRN	168	Power Window Master Switch Output - Left Rear Window - Up (Double Crimp Wire)	A8	DK GRN	168	Power Window Master Switch Output - Left Rear Window - Up (Double Crimp Wire)
A8	ORN	2267	Fuse Output - Heated Mirror Element (Double Crimp Wire)	A8	ORN	2267	Fuse Output - Heated Mirror Element (Double Crimp Wire)
A9	ORN	54	Door Jamb Switch Signal - Passenger	A9	ORN	54	Door Jamb Switch Signal - Passenger
A10	LT GRN	262	Door Key Lock Cylinder Switch Signal - Driver	A10	LT GRN	262	Door Key Lock Cylinder Switch Signal - Driver
A11	PPL/WHT	889	Power Mirror Motor Feed - Right Vertical Motor - DOWN	A11	PPL/WHT	889	Power Mirror Motor Feed - Right Vertical Motor - DOWN
B1	GRY	118	Speaker Return - Left Front	B1	YEL	116	Speaker Return - Left Front
B2	TAN	201	Speaker Feed - Left Front	B2	BRN	199	Speaker Feed - Left Front
B3	RED/WHT	881	Power Mirror Motor Feed - Right horizontal Motor - RIGHT	B3	RED/WHT	881	Power Mirror Motor Feed - Right horizontal Motor - RIGHT
B4	PPL	169	Power Window Master Switch Output - Left Rear Window - Down	B4	PPL	169	Power Window Master Switch Output - Left Rear Window - Down (Double Crimp Wire)
B4	ORN	840	Fuse Output - Battery (Double Crimp Wire)	B4	ORN	840	Fuse Output - Battery (Double Crimp Wire)
B5	TAN	694	Power Door Lock Motor Feed - Driver Door Unlock (2-Door)	B5	TAN	694	Power Door Lock Motor Feed - Driver Door Unlock (2-Door)

B5	LT GRN	170	Power Window Master Switch Output - Right Rear Window - Up (4-Door)	B5	LT GRN	170	Power Window Master Switch Output - Right Rear Window - Up (4-Door)
B6	PPL	171	Power Window Master Switch Output - Right Rear Window - Down (Pickup, Utility w/ Liftgate)	B6	PPL	171	Power Window Master Switch Output - Right Rear Window - Down (Pickup, Utility w/ Liftgate)
B6	WHT/BLK	1221	Liftgate Release Switch Output (Utility w/o Liftgate)	B6	WHT/BLK	1221	Liftgate Release Switch Output (Utility w/o Liftgate)
B7	GRY	295	Power Door Lock Motor Feed - Lock (Except 4-Door Utility)	B7	GRY	295	Power Door Lock Motor Feed - Lock (Except 4-Door Utility)
B7	DK BLU	1307	Power Window Master Switch Output - Lockout (4-Door Utility)	B7	DK BLU	1307	Power Window Master Switch Output - Lockout (4-Door Utility)
B8	DK GRN	1301	Fuse Output - Retained Accessory Power	B8	DK GRN	1301	Fuse Output - Retained Accessory Power
B9	WHT	194	Power Door Lock Relay Feed Unlock Coil	B9	WHT	194	Power Door Lock Relay Feed Unlock Coil
B10	LT BLU	195	Power Door Lock Relay Feed Lock Coil	B10	LT BLU	195	Power Door Lock Relay Feed Lock Coil
B11	BRN	2409	Fuse Output - Interior Park Lamps	B11	BRN	2409	Fuse Output - Interior Park Lamps

C501 (Body Harness to LH Front Door Harness, 4-Door Only)

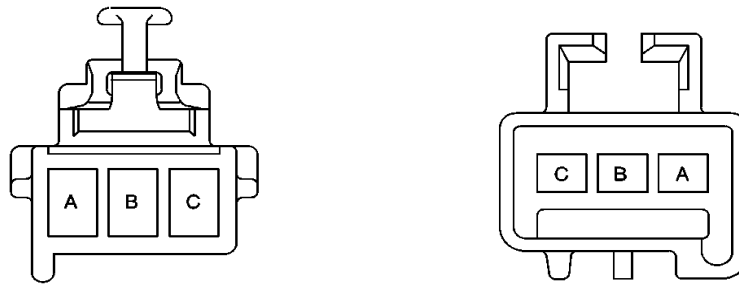


Connector Part Information	<ul style="list-style-type: none"> • 12129431 • 16-Way F Metri-Pack 280 Series, ACT (BLK) 	Connector Part Information	<ul style="list-style-type: none"> • 12129427 • 16-Way M Metri-Pack 280 Series, ACT (BLK)
	Circuit		Circuit

Pin	Wire Color	No.	Function	Pin	Wire Color	No.	Function
A	ORN	840	Fuse Output - Battery	A	ORN	840	Fuse Output - Battery
B	WHT	194	Power Door Lock Relay Feed - Unlock Coil	B	WHT	194	Power Door Lock Relay Feed - Unlock Coil
C	LT BLU	195	Power Door Lock Relay Feed - Lock Coil	C	LT BLU	195	Power Door Lock Relay Feed - Lock Coil
D	GRY	295	Power Door Lock Motor Feed - Lock	D	GRY	295	Power Door Lock Motor Feed - Lock
E	RED/WHT	881	Power Mirror Motor Feed - Right Horizontal Motor - RI	E	RED/WHT	881	Power Mirror Motor Feed - Right Horizontal Motor - RI
F	PPL/WHT	889	Power Mirror Motor Feed - Right Vertical Motor - Down	F	PPL/WHT	889	Power Mirror Motor Feed - Right Vertical Motor - Down
G	YEL	1496	Power Mirror Motor Feed - Common	G	YEL	1496	Power Mirror Motor Feed - Common
H	YEL	190	Power Folding Mirror Motor - Extend (Envoy Only)	H	YEL	190	Power Folding Mirror Motor - Extend (Envoy Only)
J	TAN	694	Power Door Lock Motor Feed - Driver Door Unlock	J	TAN	694	Power Door Lock Motor Feed - Driver Door Unlock
K	LT BLU	191	Power Folding Mirror Motor - Retract (Envoy Only)	K	LT BLU	191	Power Folding Mirror Motor - Retract (Envoy Only)
L	WHT/BLK	1221	Liftgate Release Switch Output	L	WHT/BLK	1221	Liftgate Release Switch Output
M	BRN	2409	Fuse Output - Interior Park Lamps	M	BRN	2409	Fuse Output - Interior Park Lamps
N	BLK/WHT	56	Trunk Release Motor Feed	N	BLK/WHT	56	Trunk Release Motor Feed
P	ORN	2267	Fuse Output - Heated Mirror Element - Type III Fuse	P	ORN	2267	Fuse Output - Heated Mirror Element - Type III Fuse
R-S	--	--	Not Used	R-S	--	--	Not Used

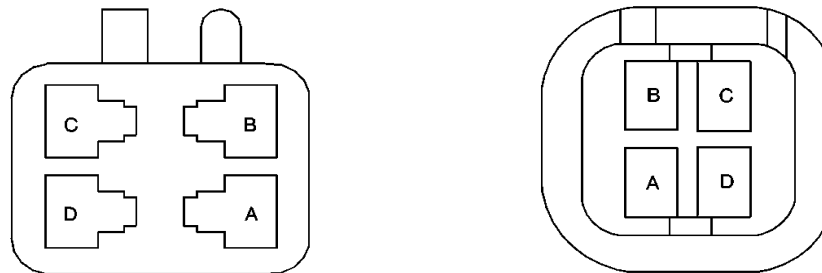
C502 (Body Harness to LF Door Harness) (2-Door Export)

--	--	--	--	--	--	--	--



Connector Part Information		<ul style="list-style-type: none"> • 12129489 • 3-Way F Metri-Pack 280 Series Flexlock (BLK) 		Connector Part Information		<ul style="list-style-type: none"> • 12129490 • 3-Way M Metri-Pack 280 Series Flexlock (BLK) 	
Pin	Wire Color	Circuit No.	Function	Pin	Wire Color	Circuit No.	Function
A	YEL	190	Folding Mirror Motor Feed - Extend	A	YEL	190	Folding Mirror Motor Feed - Extend
B	LT BLU	191	Folding Mirror Motor Feed - Retract	B	LT BLU	191	Folding Mirror Motor Feed - Retract
C	DK GRN	1301	Fuse Output - Retained Accessory Power	C	DK GRN	1301	Fuse Output - Retained Accessory Power

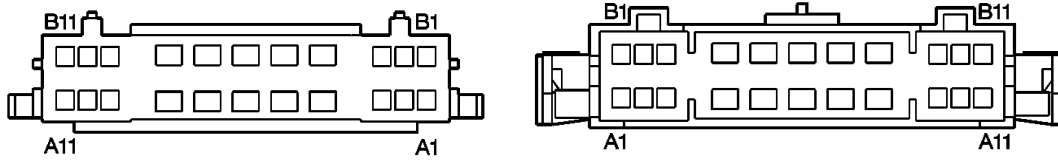
C601 (Body Harness to Door Harness, RH Front) (w/o Power Locks/Windows)



Connector Part Information		<ul style="list-style-type: none"> • 12047785 • 4-Way F Metri-Pack 150 Series (BLK) 		Connector Part Information		<ul style="list-style-type: none"> • 12066498 • 4-Way M Metri-Pack 150 Series (BLK) 	
Pin	Wire Color	Circuit No.	Function	Pin	Wire Color	Circuit No.	Function
A	ORN	54	Door Jamb Switch Signal - Passenger	A	ORN	54	Door Jamb Switch Signal - Passenger
B	BLK	1050	Ground	B	BLK	1050	Ground
C	GRY	117	Speaker Return - Right Front	C	GRY	117	Speaker Return - Right Front

D	TAN	200	Speaker Feed - Right Front	D	TAN	200	Speaker Feed - Right Front
---	-----	-----	----------------------------	---	-----	-----	----------------------------

C601 (Body Harness to Door Harness, RH Front) (w/ Power Locks/Windows)



Connector Part Information		<ul style="list-style-type: none"> 15317325 22-Way F Global Technology 150, 280 Series (GRY) 		Connector Part Information		<ul style="list-style-type: none"> 15317322 22-Way M Global Technology 150, 280 Series (GRY) 	
Pin	Wire Color	Circuit No.	Function	Pin	Wire Color	Circuit No.	Function
A1	YEL	1496	Power Mirror Motor Feed - Common	A1	YEL	1496	Power Mirror Motor Feed - Common
A2	TAN	294	Power Door Lock Motor Feed - Unlock	A2	TAN	294	Power Door Lock Motor Feed - Unlock
A3	BRN	2409	Fuse Output - Interior Park Lamps	A3	BRN	2409	Fuse Output - Interior Park Lamps
A4	BLK	1050	Ground	A4	BLK	1050	Ground
A5	ORN	2267	Fuse Output - Heated Mirror Element	A5	ORN	2267	Fuse Output - Heated Mirror Element
A6	LT BLU	166	Power window Master Switch Output - Right Front Window - Up	A6	LT BLU	166	Power window Master Switch Output - Right Front Window - Up
A7	TAN	167	Power Window Master Switch Output - Right Front Window - Down	A7	TAN	167	Power Window Master Switch Output - Right Front Window - Down
A8	LT GRN	262	Door Key Lock Cylinder Switch Signal - Driver (w/ Keyless Entry)	A8	LT GRN	262	Door Key Lock Cylinder Switch Signal - Driver (w/ Keyless Entry)
A9	ORN	54	Door Jamb Switch Signal - Passenger (Except Pickup w/o Keyless)	A9	ORN	54	Door Jamb Switch Signal - Passenger (Except Pickup w/o Keyless)
			Power Mirror Motor				Power Mirror Motor

A10	RED/WHT	881	Feed - Right Horizontal Motor - Right Direction	A10	RED/WHT	881	Feed - Right Horizontal Motor - Right Direction
A11	PPL/WHT	889	Power Mirror Motor Feed - Right Vertical Motor - Down Direction	A11	PPL/WHT	889	Power Mirror Motor Feed - Right Vertical Motor - Down Direction
B1	DK GRN	115	Speaker Return - Right Rear (Except Envoy)	B1	LT BLU	115	Speaker Return - Right Rear (Except Envoy)
B1	DK GRN	117	Speaker Return - Right Front (Envoy)	B1	LT BLU	117	Speaker Return - Right Front (Envoy)
B2	LT GRN	46	Speaker Feed - Right Rear (Except Envoy)	B2	DK BLU	46	Speaker Feed - Right Rear (Except Envoy)
B2	LT GRN	200	Speaker Feed - Right Front (Envoy)	B2	DK BLU	200	Speaker Feed - Right Front (Envoy)
B3	ORN	840	Fuse Output - Battery	B3	ORN	840	Fuse Output - Battery
B4-B5	--	--	Not Used (Pickup)	B4-B5	--	--	Not Used (Pickup)
B4	YEL	190	Folding Mirror Motor Feed - Extend (Utility)	B4	YEL	190	Folding Mirror Motor Feed - Extend (Utility)
B5	LT BLU	199	Speaker Feed - Left Rear (Utility)	B5	LT BLU	199	Speaker Feed - Left Rear (Utility)
B6	DK GRN	1001	Fuse Output - Retained Accessory Power (Except Envoy)	B6	DK GRN	1001	Fuse Output - Retained Accessory Power (Except Envoy)
B6	DK BLU	1307	Power Window Master Switch Output - Lockout (Envoy)	B6	DK GRN	1307	Power Window Master Switch Output - Lockout (Envoy)
B7	DK BLU/WHT	727	Door Latch Switch Signal - Secondary (w/Power Locks/Windows)	B7	DK BLU/WHT	727	Door Latch Switch Signal - Secondary (w/Power Locks/Windows)
B8	--	--	Not Used	B8	--	--	Not Used
B9	WHT	194	Power Door Lock Relay Feed - Unlock Coil	B9	WHT	194	Power Door Lock Relay Feed - Unlock Coil
B10	LT BLU	195	Power Door Lock Relay Feed - Lock Coil	B10	LT BLU	195	Power Door Lock Relay Feed - Lock Coil
B11	GRY	295	Power Door Lock Motor Feed - Lock	B11	GRY	295	Power Door Lock Motor Feed - Lock

<- Back

Forward ->

Document ID# 555137
2000 Chevrolet/Geo Blazer - 4WD

Print