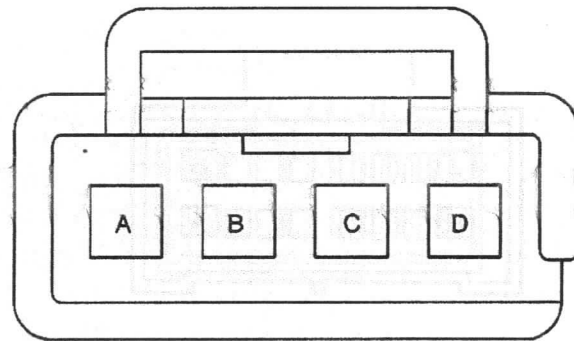
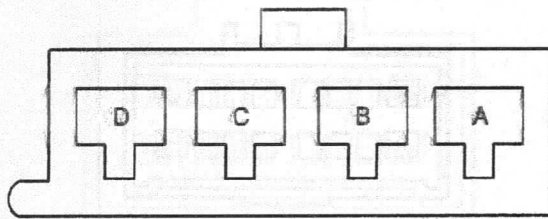


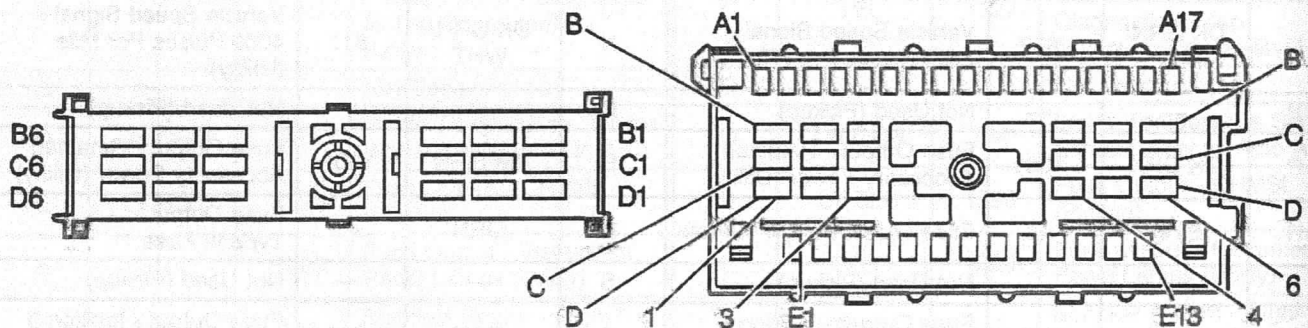
C210 (Body Harness to Steering Column Harness)



4039E

Connector Part Information		• 12092162 • 4-Way F Metri-Pack 150 Series (BLK)		Connector Part Information		• 12092163 • 4-Way M Metri-Pack 150 Series (BLK)	
Pin	Wire Color	Circuit No.	Function	Pin	Wire Color	Circuit No.	Function
A	YEL	801	Fuse Output - Retained Accessory Power	A	DK GRN	801	Fuse Output - Retained Accessory Power
B	GRY	1244	Instrument Panel Lamp Feed #2	B	BRN	1244	Instrument Panel Lamp Feed #2
C	LT GRN	1796	Radio Control Signal - Steering Column	C	DK BLU	1796	Radio Control Signal - Steering Column
D	BLK/WHT	1850	Ground	D	BLK	1850	Ground

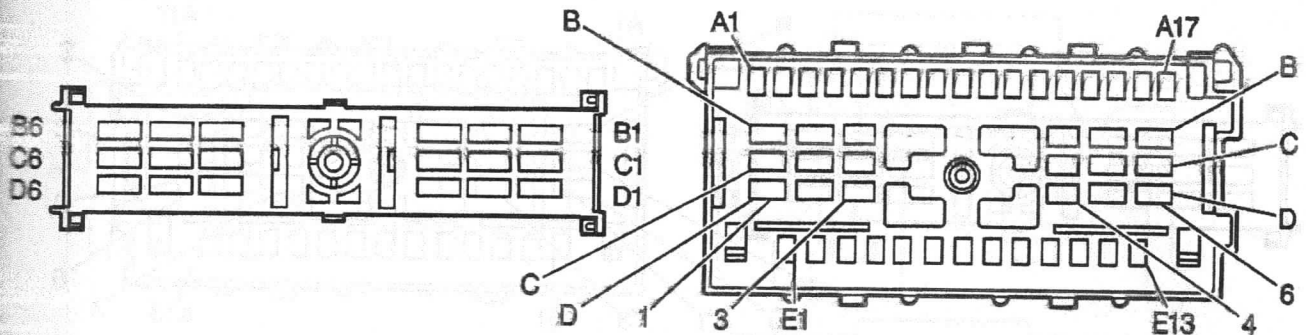
C211 (Body Harness to Steering Column Harness)



3977E

Connector Part Information		• 12084183 • 48-Way F Metri-Pack Junction Systems (BLK)		Connector Part Information		• 12077822 • 48-Way M Metri-Pack Junction Systems (BLK)	
Pin	Wire Color	Circuit No.	Function	Pin	Wire Color	Circuit No.	Function
A1	WHT	17	Stop Lamp Switch Output	A1	WHT	17	Stop Lamp Switch Output
A2	PNK	139	Fuse Output - Ignition 1	A2	PNK	139	Fuse Output - Ignition 1
A3	LT BLU	1508	Turn/Hazard Module Feed	A3	LT BLU	1508	Turn/Hazard Module Feed
A4	ORN	140	Fuse Output - Battery	A4	ORN	140	Fuse Output - Battery
A5	PPL	1697	Turn/Hazard Module Output	A5	PPL	1697	Turn/Hazard Module Output
A6	DK BLU	1415	Turn Signal Switch Output - Right Front	A6	DK BLU/ WHT	1415	Turn Signal Switch Output - Right Front
A7	LT BLU	1414	Turn Signal Switch Output - Left Front	A7	LT BLU/ WHT	1414	Turn Signal Switch Output - Left Front

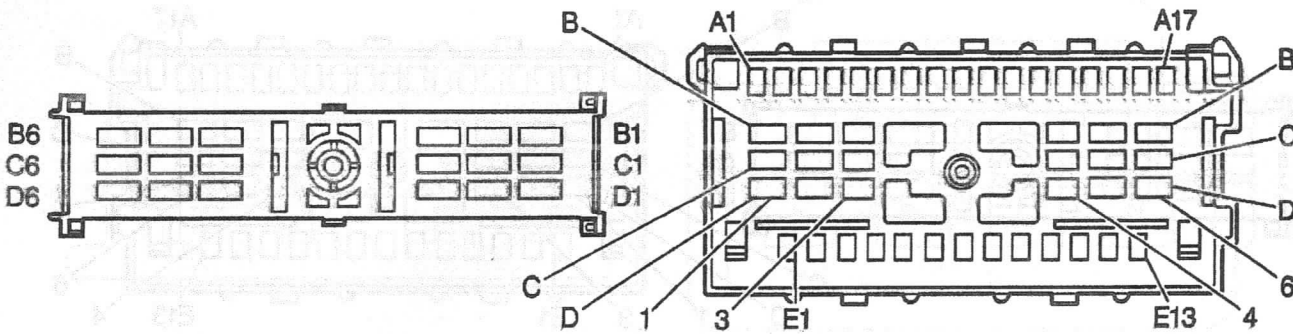
C211 (Body Harness to Steering Column Harness) (cont'd)



39776

• 12084183 • 48-Way F Metri-Pack Junction Systems (BLK)				• 12077822 • 48-Way M Metri-Pack Junction Systems (BLK)			
Pin	Wire Color	Circuit No.	Function	Pin	Wire Color	Circuit No.	Function
A8	WHT	1356	Flash-to-Pass Switch Signal	A8	BRN	1356	Flash-to-Pass Switch Signal
A9	DK GRN/ WHT	1786	Transmission Park/Neutral Signal	A9	ORN/BLK	1786	Transmission Park/Neutral Signal
A10	LT BLU	895	HMSL Relay Output-Common Contact	A10	YEL/BLK	895	HMSL Relay Output-Common Contact
A11	BLK	28	Horn Relay Output - Coil	A11	BLK	28	Horn Relay Output - Coil
A12	GRY	397	Cruise Control On Switch Output (w/ Cruise)	A12	GRY	397	Cruise Control On Switch Output (w/ Cruise)
A13	BRN	41	Fuse Output - Ignition 3 (w/ Cruise)	A13	BRN	41	Fuse Output - Ignition 3 (w/ Cruise)
A14	DK BLU	84	Cruise Control Set/Coast Switch Signal (w/ Cruise)	A14	DK BLU	84	Cruise Control Set/Coast Switch Signal (w/ Cruise)
A15	GRY/BLK	87	Cruise Control Resume/Accel Switch Signal (w/ Cruise)	A15	GRY/BLK	87	Cruise Control Resume/Accel Switch Signal (w/ Cruise)
A16	BLK	1850	Ground	A16	BLK	1850	Ground
A17	DK GRN/ WHT	1135	Brake Transmission Shift Interlock Solenoid Feed (Pickup)	A17	DK GRN/ WHT	1135	Brake Transmission Shift Interlock Solenoid Feed (Pickup)
A17	DK GRN/ WHT	1996	Remote Shift Select Signal (Utility)	A17	YEL	1996	Remote Shift Select Signal (Utility)
B1	RED	242	Fuse Output - Battery	B1	RED	242	Fuse Output - Battery
B2	—	—	Not Used	B2	—	—	Not Used
B3	LT GRN	80	Key Reminder Switch Signal	B3	LT GRN	80	Key Reminder Switch Signal
B4	BRN	1850	Ground	B4	BLK	1850	Ground
B5-B6	—	—	Not Used	B5-B6	—	—	Not Used
C1	WHT	1390	Ignition Switch Output - Off/Run/Crank	C1	WHT	1390	Ignition Switch Output - Off/Run/Crank
C2	RED/WHT	812	Reference Voltage Feed - 12 Volt Reference	C2	RED/WHT	812	Reference Voltage Feed - 12 Volt Reference
C3	—	—	Not Used	C3	—	—	Not Used
C4	ORN/BLK	1057	Sensor Return	C4	ORN/BLK	1057	Sensor Return
C5	PNK	3	Ignition Switch Output - Ignition 1	C5	PNK	3	Ignition Switch Output - Ignition 1
C6	ORN	300	Ignition Switch Output - Ignition 3	C6	ORN	300	Ignition Switch Output - Ignition 3

C211 (Body Harness to Steering Column Harness) (cont'd)



39776

Connector Part Information				Connector Part Information			
<ul style="list-style-type: none"> 12084183 48-Way F Metri-Pack Junction Systems (BLK) 				<ul style="list-style-type: none"> 12077822 48-Way M Metri-Pack Junction Systems (BLK) 			
Pin	Wire Color	Circuit No.	Function	Pin	Wire Color	Circuit No.	Function
D1	YEL	5	Ignition Switch Output - Crank	D1	YEL	5	Ignition Switch Output - Crank
D2	RED/WHT	342	Ignition Switch Output - Off/Run/Crank	D2	RED	342	Ignition Switch Output - Off/Run/Crank
D3	YEL	1836	Magnetic Rotation Detection Sensor Signal	D3	YEL	1836	Magnetic Rotation Detection Sensor Signal
D4	—	—	Not Used	D4	—	—	Not Used
D5	RED	740	Fuse Output - Battery - Type III Fuse	D5	ORN	740	Fuse Output - Battery - Type III Fuse
D6	BRN	4	Ignition Switch Output - Accessory	D6	BRN	4	Ignition Switch Output - Accessory
E1	GRY	1696	Turn/Hazard Module Feed - Secondary	E1	GRY	1696	Turn/Hazard Module Feed - Secondary
E2	BLK	1850	Ground	E2	BLK	1850	Ground
E3	PPL	92	Windshield Wiper Motor Feed - High Speed	E3	PPL	92	Windshield Wiper Motor Feed - High Speed
E4	YEL	143	Fuse Output - Accessory - Type III Fuse	E4	YEL	143	Fuse Output - Accessory - Type III Fuse
E5	GRY	112	Windshield Wiper Switch Signal - Low/Pulse	E5	GRY	112	Windshield Wiper Switch Signal - Low/Pulse
E6	DK GRN	1419	Turn Signal Switch Output - Right Rear	E6	DK GRN/WHT	1419	Turn Signal Switch Output - Right Rear
E7	YEL	1418	Turn Signal Switch Output - Left Rear	E7	YEL/BLK	1418	Turn Signal Switch Output - Left Rear
E8	DK GRN	113	Windshield Wiper Switch Signal - On	E8	DK GRN	113	Windshield Wiper Switch Signal - On
E9	RED	228	Windshield Washer Pump Motor Feed	E9	RED	228	Windshield Washer Pump Motor Feed
E10	ORN	1140	Fuse Output - Battery	E10	ORN	1140	Fuse Output - Battery
E11	PPL	524	Headlamp Dimmer Switch Output - High Beam	E11	PPL	524	Headlamp Dimmer Switch Output - High Beam (Except Envoy)
E11	LT GRN	1996	Remote Shift Select Signal (Envoy Only)	E11	BLK/WHT	1996	Remote Shift Select Signal (Envoy Only)
E12	TAN	525	Headlamp Dimmer Switch Output - Low Beam	E12	YEL	525	Headlamp Dimmer Switch Output - Low Beam
E13	YEL/RED	10	Headlamp Switch Output (Except Envoy)	E13	YEL	10	Headlamp Switch Output (Except Envoy)
E13	YEL/RED	1850	Headlamp Switch Output (Envoy Only)	E13	BLK	1850	Headlamp Switch Output (Envoy Only)