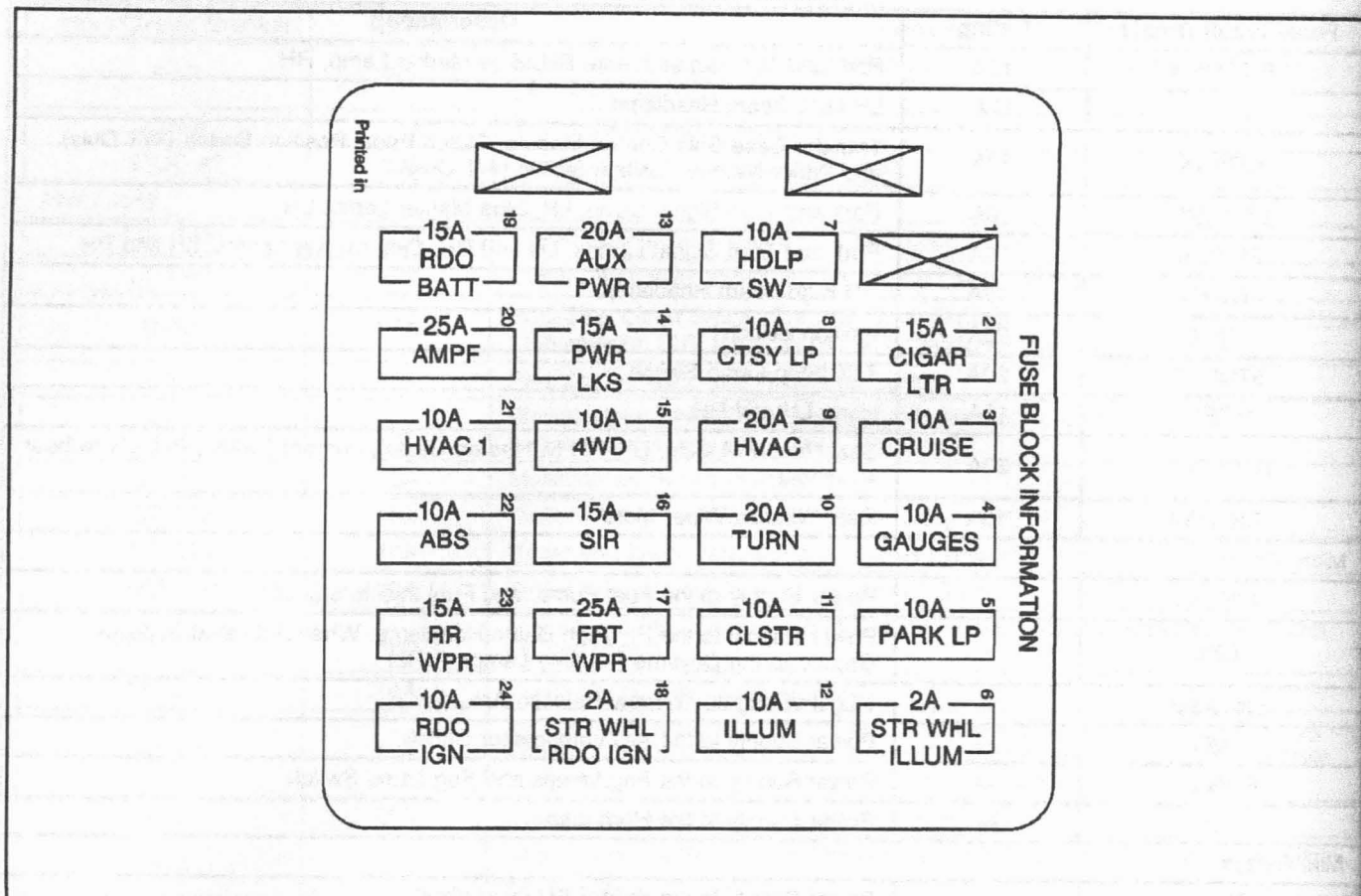


IP Fuse Block Details



38962

Fuse No.	Fuse/Circuit Breaker	Rating	Description
1	—	—	Not Used
2	CIGAR LTR	15A	Cigar Lighter and Data Link Connector (DLC)
3	CRUISE	10A	Body Control Module (BCM), Cruise Control Module (CCM), Multifunction Switch (Cruise Control Switch), and LH, RH Lumbar Switch (Utility w/Heated Seats, w/o Memory)
4	GAUGES	10A	Body Control Module (BCM), and Instrument Cluster
5	PARK LP	10A	Body Control Module (BCM), Outside Rear View Mirror Switch, Door Lock and Side Window Switch LH and RH, Side Window Lockout Switch, and Rear Seat Audio Control (Envoy only), IP Ashtray Lamp (Except Envoy)
6	STR WHL ILLUM	2A	Steering Wheel Controls (Utility Only)
7	HDLP SW	10A	Headlamp Switch
8	CTSY LP	10A	Console Courtesy Lamps, LH and RH, Inadvertent Power Lamp Relay, and Transfer Case Shift Control Module (NP1)
9	HVAC	20A	Heater Controller (Non-A/C - w/o Electronic Climate Control) and Heater and A/C Controller (w/ A/C - w/o Electronic Climate Control)
10	TURN	20A	Multifunction Switch (Hazard Switch)

Fuse No.	Fuse/Circuit Breaker	Rating	Description
11	CLSTR	10A	Instrument Cluster, Powertrain Control Module (PCM) (2.2L), Vehicle Control Module (VCM) (4.3L), Brake Transmission Shift Interlock (BTSI) Solenoid (4.3L w/Floor Shift A/T), and Automatic Transmission
12	ILLUM	10A	Radio, Heater Controller (Non-A/C)(Pickup only), Heater and A/C Controller (w/ A/C), Electronic Climate Control (ECC) Module (Utility, w/Auto A/C), Fog Lamp Switch, Rear Wiper/Washer and Endgate/Liftgate window Release Switch (Utility), Driver Information Display Module(Utility), Automatic Transmission Position Indicating Lamp (Utility, w/Floor Shift A/T), Supplemental Restraint IP Module Switch (Pickup), Body Control Module (BCM), Transfer Case Select Switch, and Instrument Cluster
13	AUX PWR	20A	Auxiliary Power Outlet, LH and RH, Auxiliary Power Receptacle, Floor Console (Envoy), Auxiliary Power Receptacle Rear, (Envoy)
14	PWR LKS	15A	Door Lock Relay, Door Unlock Relay, and Driver Door Unlock Relay (w/Power Door Locks)
15	4WD	10A	Vehicle Control Module (VCM), Transfer Case Shift Control Module, Transfer Case Select Switch (w/Electric Shift 4WD), Front Drive Axle Clutch Solenoid (w/Electric Shift 4WD), and Front Axle Switch (w/Electric Shift 4WD)
16	SIR	15A	Supplemental Restraint IP Module Switch, and Supplemental Restraint Sensing and Diagnostic Module (SDM)
17	FRT WPR	25A	Windshield Wiper Motor, and Multifunction Switch (Wiper Switch)
18	STR WHL RDO IGN	2A	Steering Wheel Controls (Utility only)
19	RDO BATT	15A	Radio, Instrument Cluster, Electronic Climate Control (ECC) Module (w/ECC), Vehicle Interface unit (Envoy w/ECC only), Remote Audio Player, (Bravada w/ECC only)
20	AMPF	25A	Amplifier (w/Premium Audio)
21	HVAC 1	10A	Air Temperature Valve Sensor and Motor, Heater Controller (Pickup), Heater and A/C Controller, Inside Rear View Mirror (Utility w/Automatic Day - Night Mirror), Electronic Climate Control (ECC) Module (Utility w/ECC), Inside Air Temperature Sensor (Utility w/ECC), Inside Air Temperature Sensor (Utility w/ECC), HVAC Solenoid Assembly (Utility w/ECC)
22	ABS	10A	TCC/Stop Lamp Switch, and Electronic Brake Control Module (EBCM)
23	RR WPR	15A	Rear Wiper/Washer Switch and Endgate/liftgate Window Release Switch (Utility only)
24	RDO IGN	10A	Radio, Driver Information Display Module (Utility only), Rear Audio Module (Envoy only), Vehicle Interface Unit (VIU) (Envoy only), and Outside Rear View Mirror Switch (Envoy only)

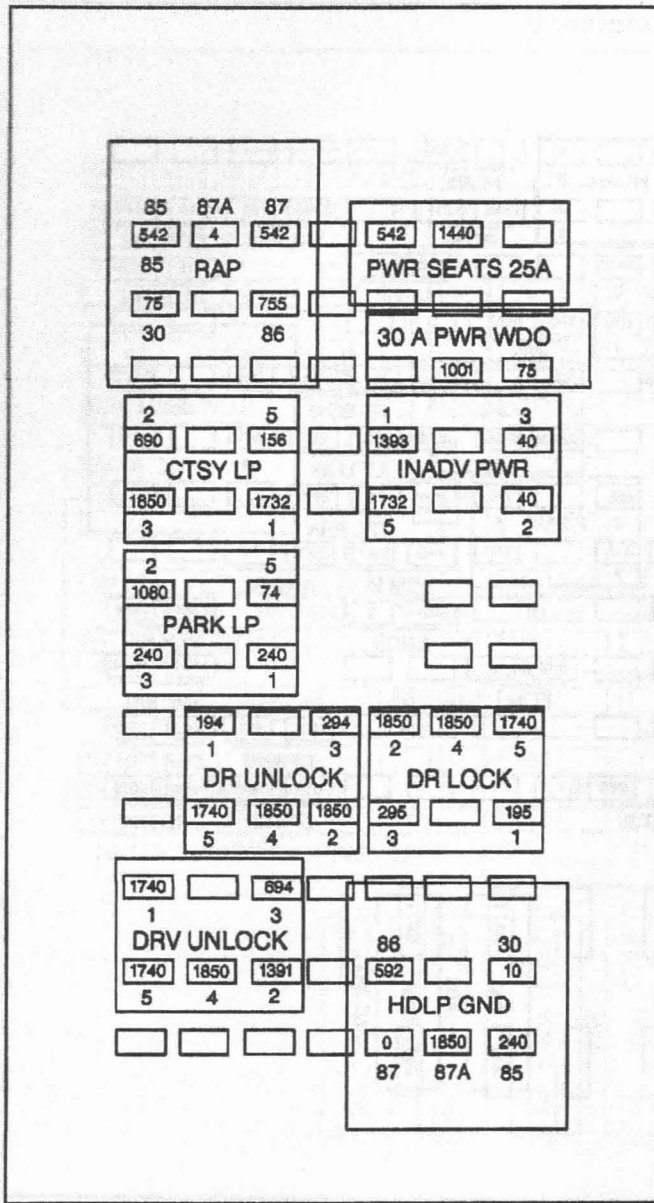
39623

/,

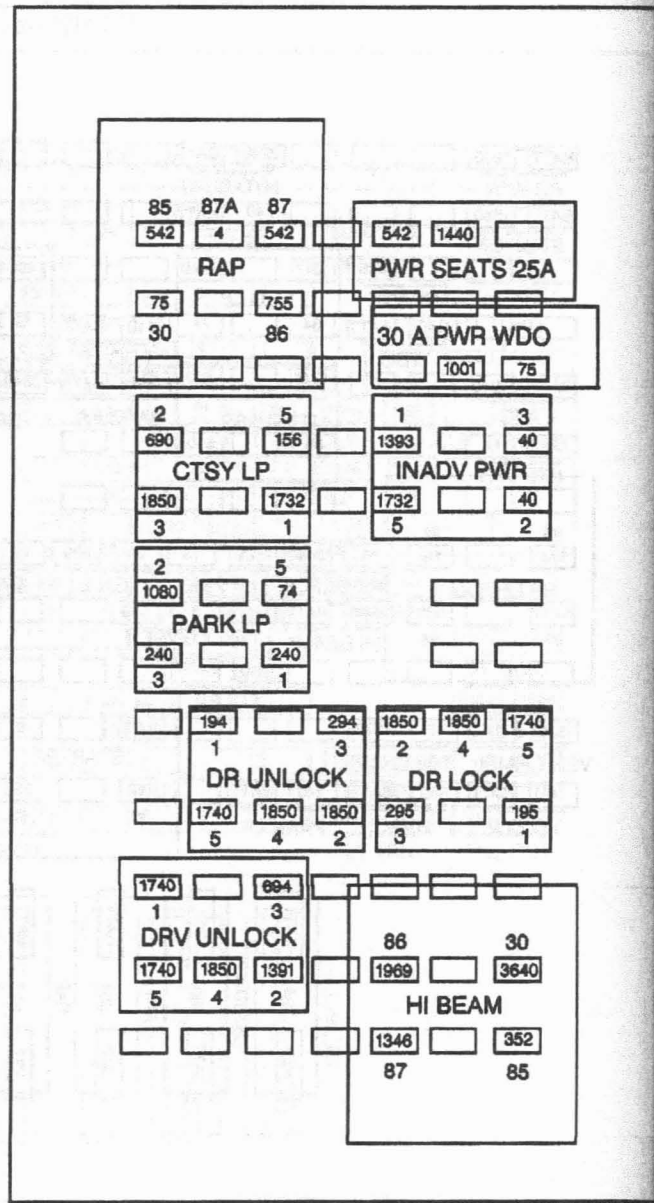
ter

Body Relay Block

Body Relay Block (Envoy)



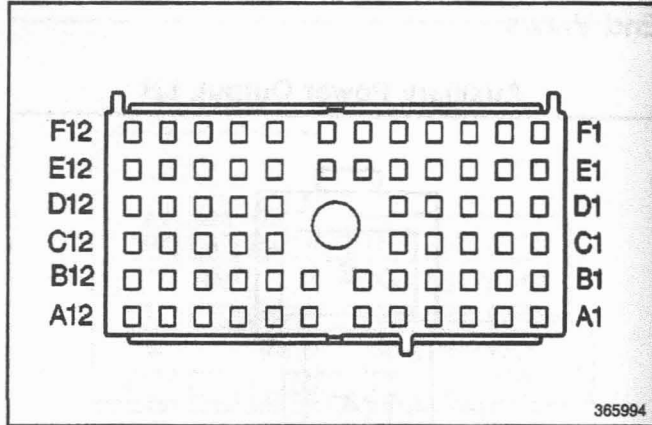
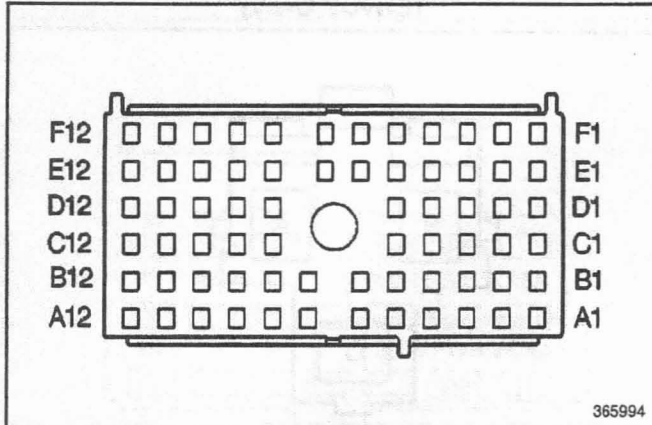
422800



422800

Body Relay Block

Body Relay Block (cont'd)



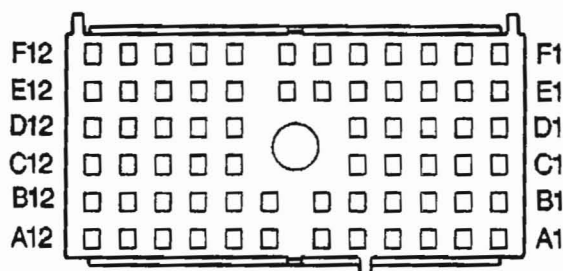
365994

365994

Connector Part Information		<ul style="list-style-type: none"> • 12193905 • 68-Way F Metri-Pack 280 Series, Flex Lock (GRY) 	
Pin	Wire Color	Circuit No.	Function
A1	BRN/WHT	379	Cruise Control Clutch Pedal Switch Output
A1	BRN/WHT	379	Cruise Control Clutch Pedal Switch Output
A2	ORN	40	Fuse Output - Battery
A3	—	—	Not Used
A4	ORN	40	Fuse Output - Battery
A5	ORN	40	Fuse Output - Battery
A6	BLK/WHT	451	Engine Control Module Ground
A7	LT BLU	195	Power Door Relay Feed - Lock Coil
A7	LT BLU	195	Power Door Relay Feed - Lock Coil
A8	—	—	Not Used
A9	LT BLU	195	Power Door Relay Feed - Lock Coil
A10	BLK	552	Sensor Return
A10	BLK	552	Sensor Return
A11	YEL	10	Headlamp Switch Output (Except Envoy)
A11	ORN	3640	Fuse Output - Battery (Envoy)
A12	—	—	Not Used (Except Envoy)
A12	WHT	352	Headlamp Relay Feed - Coil (Envoy)
B1	ORN	1440	Fuse Output - Battery (w/ Auto A/C)
B2	BRN/WHT	379	Cruise Control Clutch Pedal Switch Output
B2	BRN/WHT	379	Cruise Control Clutch Pedal Switch Output
B3	DK GRN	1001	Fuse Output - Retained Accessory Power
B4	BLK/WHT	451	Engine Control Module Ground

Connector Part Information		<ul style="list-style-type: none"> • 12193905 • 68-Way F Metri-Pack 280 Series, Flex Lock (GRY) 	
Pin	Wire Color	Circuit No.	Function
B4	BLK/WHT	451	Engine Control Module Ground
B5	BLK/WHT	451	Engine Control Module Ground
B6	BLK/WHT	451	Engine Control Module Ground
B7	BLK/WHT	451	Engine Control Module Ground
B8	—	—	Not Used
B9	GRY	295	Door Lock Actuator
B9	GRY	295	Door Lock Actuator
B10	BLK	552	Sensor Return
B10	BLK	552	Sensor Return
B11	LT BLU	195	Power Door Relay Feed - Lock Coil
B12	BLK	1850	Ground (Except Envoy)
B12	BLK/WHT	1969	High Beam Headlamp Relay Output - Coil
C1	—	—	Not Used
C2	WHT	156	Courtesy Lamp Output (w/Auto A/C)
C3	DK GRN	1001	Fuse Output - Retained Accessory Power (Pickup)
C4	DK BLU	1393	Interior Lamp Relay Output - Coil
C5	ORN	1732	Electronic Control Unit Output - 12 Volt Inadvertent Load Control
C6-C7	—	—	Not Used
C8	BLK	1850	Ground
C9	GRY	295	Power Door Lock Motor Feed - Lock
C10	—	—	Not Used
C11	LT GRN/BLK	592	Daytime Running Lamp Relay Output - Coil (Except Envoy)

Body Relay Block (cont'd)

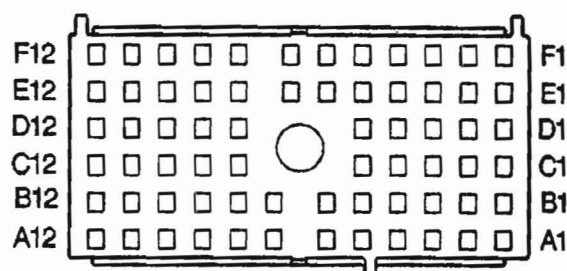


365994

365994

Connector Part Information		<ul style="list-style-type: none"> • 12193905 • 68-Way F Metri-Pack 280 Series, Flex Lock (GRY) 	
Pin	Wire Color	Circuit No.	Function
C11	BLK/WHT	1969	High Beam Headlamp Relay Output - Coil (Envoy)
C11	BLK/WHT	1969	High Beam Headlamp Relay Output - Coil (Envoy)
C12	—	—	Not Used (Except Envoy)
C12	LT BLU	1346	Headlamp Relay Output - N.O. Contact (Envoy)
D1	—	—	Not Used
D2	BRN	4	Ignition Switch Output - Accessory
D3	DK GRN	1001	Fuse Output - Retained Accessory Power (Utility)
D4	WHT	156	Courtesy Lamp Output
D5-D7	—	—	Not Used
D8	TAN	294	Power Door Lock Motor Feed - Unlock
D8	TAN	294	Power Door Lock Motor Feed - Unlock
D9	BLK	1850	Ground (Utility)
D10	WHT	194	Power Door Lock Relay Feed - Unlock Coil (Utility)
D11	BLK/WHT	56	Trunk Release Motor Feed
D11	BLK/WHT	56	Trunk Release Motor Feed
D12	BLK/WHT	56	Trunk Release Motor Feed
E1	RED	542	Fuse Output - Battery
E2	BLK	755	Delayed Accessory Bus Relay Output - Coil - Accessory Relay
E3	BRN	4	Ignition Switch Output - Accessory
E4	WHT	156	Courtesy Lamp Output

Body Relay Block (cont'd)



365994

Connector Part Information		<ul style="list-style-type: none"> • 12193905 • 68-Way F Metri-Pack 280 Series, Flex Lock (GRY) 	
Pin	Wire Color	Circuit No.	Function
E5	ORN	1732	Electronic Control Unit Output - 12 Volt Inadvertent Load Control
E5	ORN	1732	Electronic Control Unit Output - 12 Volt Inadvertent Load Control
E6	LT BLU	74	Park Lamp Switch Output
E6	LT BLU	74	Park Lamp Switch Output
E7	—	—	Not Used
E8	WHT	194	Power Door Lock Relay Feed - Unlock Coil
E9	—	—	Not Used
E10	TAN	694	Driver Door Actuator
E11	LT GRN	1391	Driver Door Unlock Relay
E12	ORN	840	Fuse Output - Battery
F1-F2	—	—	Not Used
F3	DK BLU	75	Delayed Accessory Bus Relay Output - Common Contact - Accessory
F4	GRY/BLK	690	Courtesy Lamp Relay Output - Coil
F5	—	—	Not Used
F6	WHT	1080	Park Lamp Relay Output - Coil
F7	ORN	240	Fuse Output - Battery
F8	WHT	194	Power Door Lock Relay Feed - Unlock Coil
F9	ORN	1740	Fuse Output - Battery
F10	ORN	840	Fuse Output - Battery (Utility Only)
F11	—	—	Not Used
F12	ORN	840	Fuse Output - Battery (Utility Only)