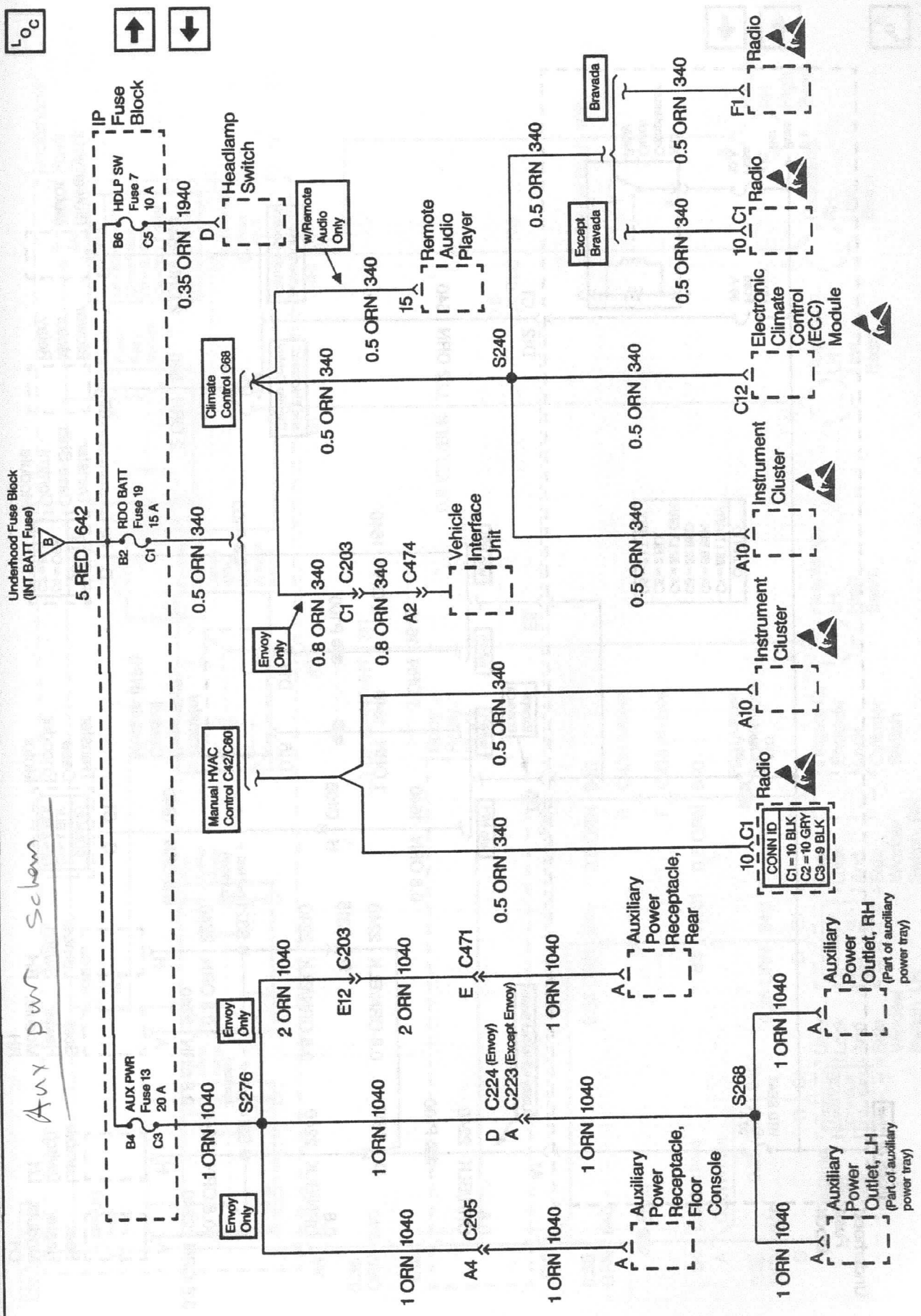


Power Distribution Schematics (Cell 10: AUX PWR, RDO BATT and HDLP SW Fuses)

Aux Pwr Schem



37/9916

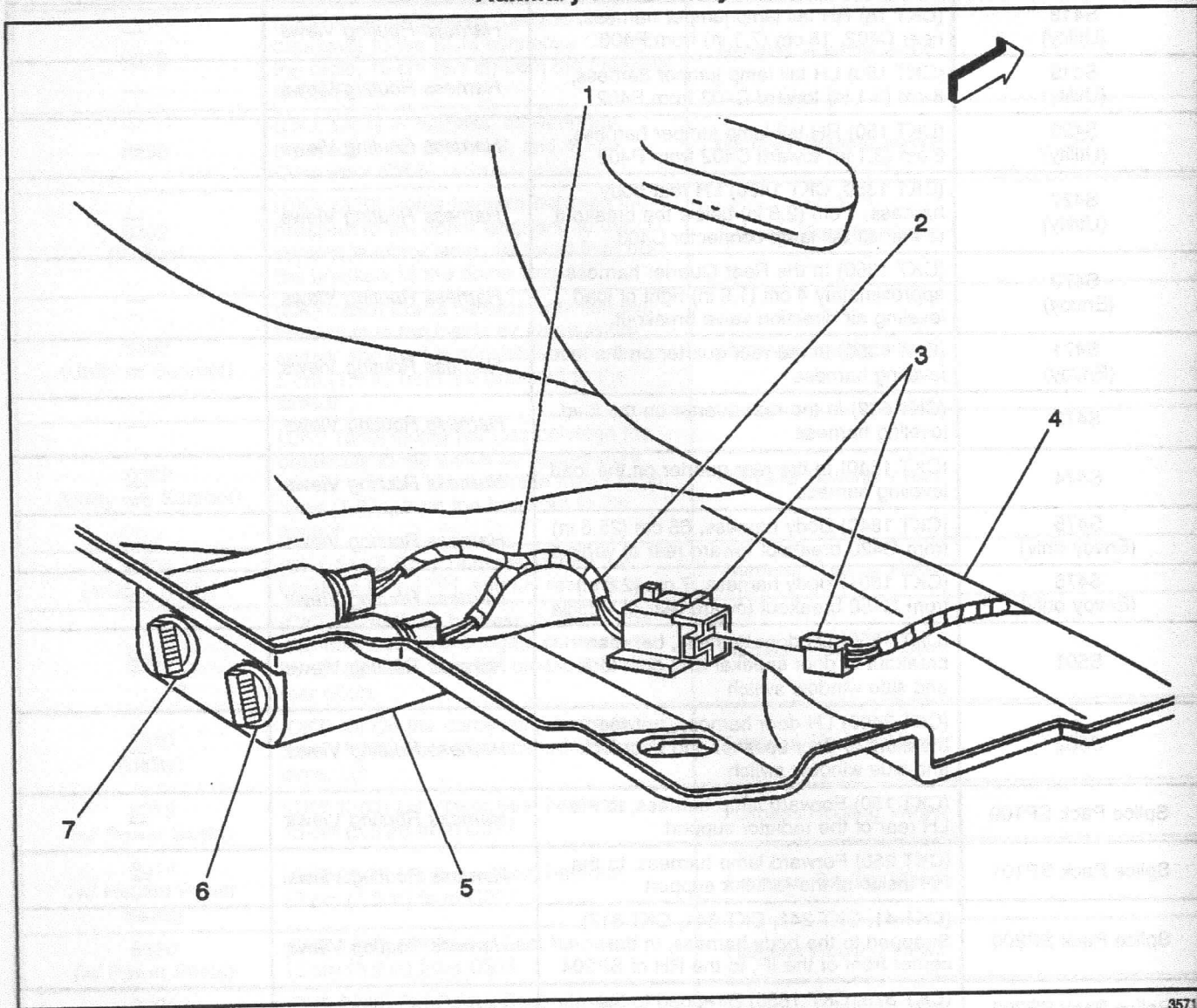
17/9917

Power and Grounding Components (cont'd)

Name	Location	Locator View	Connector End View
Splice Pack SP400 (Pickup)	(CKT 1324, CKT 2509, CKT 2609) Tail lamp harness, on the center inside of the rear crossmember	<i>Harness Routing Views</i>	—
Splice Pack SP401	(CKT 2250) Tail lamp harness, in the rear of the RH frame rail	<i>Harness Routing Views</i>	—
Splice Pack SP402	(CKT 1750) Tail lamp harness, in the rear of the LH frame rail	<i>Harness Routing Views</i>	—
Splice Pack SP423 (Utility)	(CKT 470, CKT 1650, CKT 2109) Chassis harness, on top of the rear crossmember	<i>Harness Routing Views</i>	—

Power and Grounding Component Views

Auxiliary Power Tray



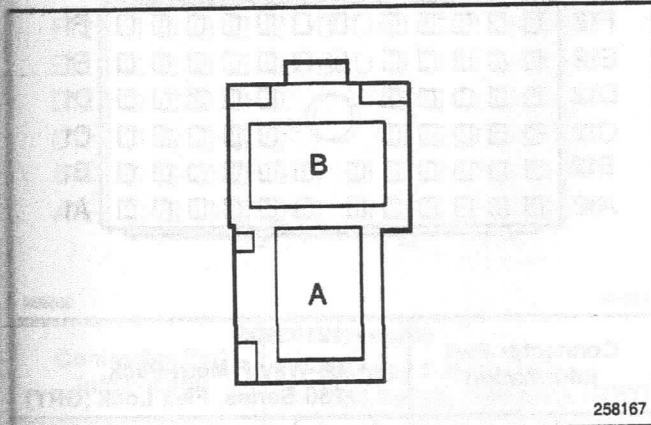
35715E

Legend

- (1) Splice S268
- (2) Auxiliary Power Outlet Harness
- (3) C223
- (4) IP Insulator
- (5) Auxiliary Power Tray
- (6) Auxiliary Power Outlet, RH
- (7) Auxiliary Power Outlet, LH

Power and Grounding Connector
End Views

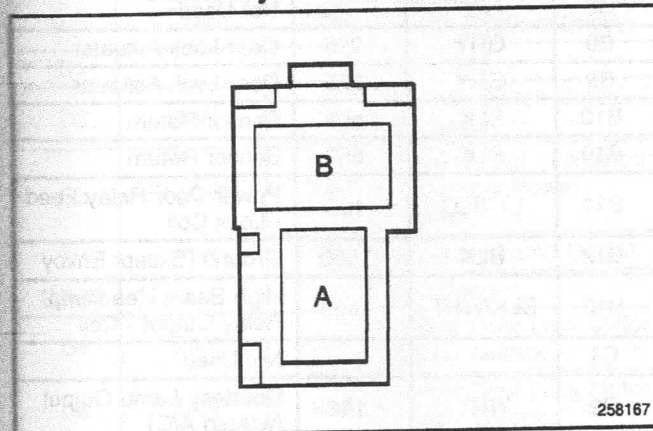
Auxiliary Power Output, LH



258167

Connector Part Information		<ul style="list-style-type: none"> • 12033934 • 2-Way F 56 Series, (MD GRY) 	
Pin	Wire Color	Circuit No.	Function
A	ORN	1040	Fuse Output - Battery
B	BLK	1050	Ground

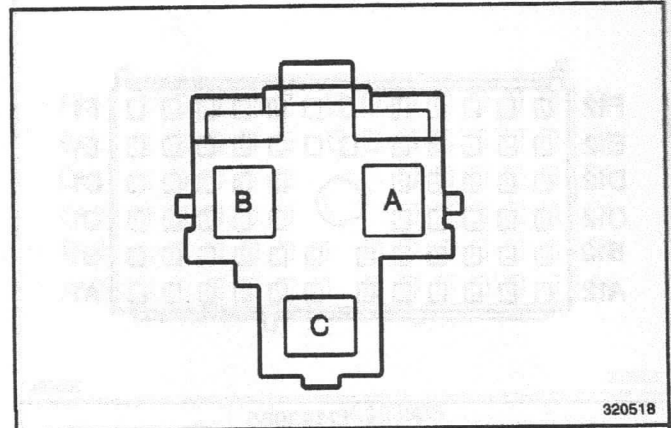
Auxiliary Power Outlet, RH



258167

Connector Part Information		<ul style="list-style-type: none"> • 12033934 • 2-Way F 56 Series (MD GRY) 	
Pin	Wire Color	Circuit No.	Function
A	ORN	1040	Fuse Output - Battery
B	BLK	1050	Ground

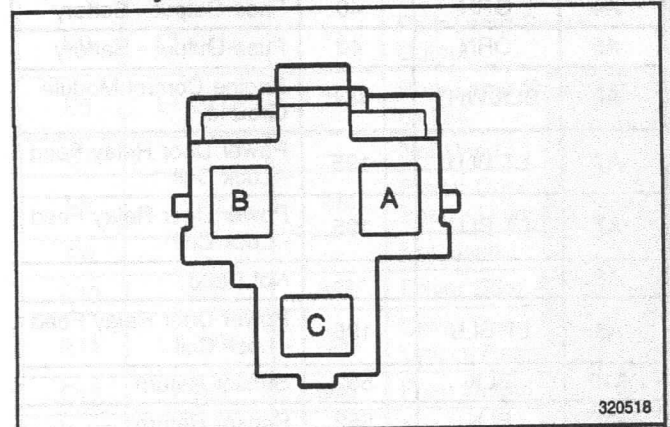
Auxiliary Power Outlet Floor Console
(Envoy Only)



320518

Connector Part Information		<ul style="list-style-type: none"> • 12176446 • 3-Way F Metri-Pack 280 Series, Flex Lock (BLK) 	
Pin	Wire Color	Circuit No.	Function
A	ORN	1040	Fuse Output - Battery
B	—	—	Not Used
C	BLK	1050	Ground

Auxiliary Power Outlet, Rear (Envoy Only)



320518

Connector Part Information		<ul style="list-style-type: none"> • 12176446 • 2-Way F S6 Series Lock Type (GRY) 	
Pin	Wire Color	Circuit No.	Function
A	ORN	1040	Fuse Output - Battery
B	BLK	1350	Ground
C	—	—	Not Used

Description and Operation

Cigar Lighter/Auxiliary Outlet Circuit Description

Cigar Lighter

The cigar lighter receives voltage from the CIGAR LTR fuse 2 at all times through CKT 640 (ORN). The cigar lighter operates when you push in the lighter. When you push in the lighter, the following actions occur:

- The ground path in the cigar lighter circuit completes.
- Current flows through the cigar lighter heating element.

When the cigar lighter reaches operating temperature, the following actions occur:

- The cigar lighter heating element disengages from power.
- The cigar lighter partially ejects.

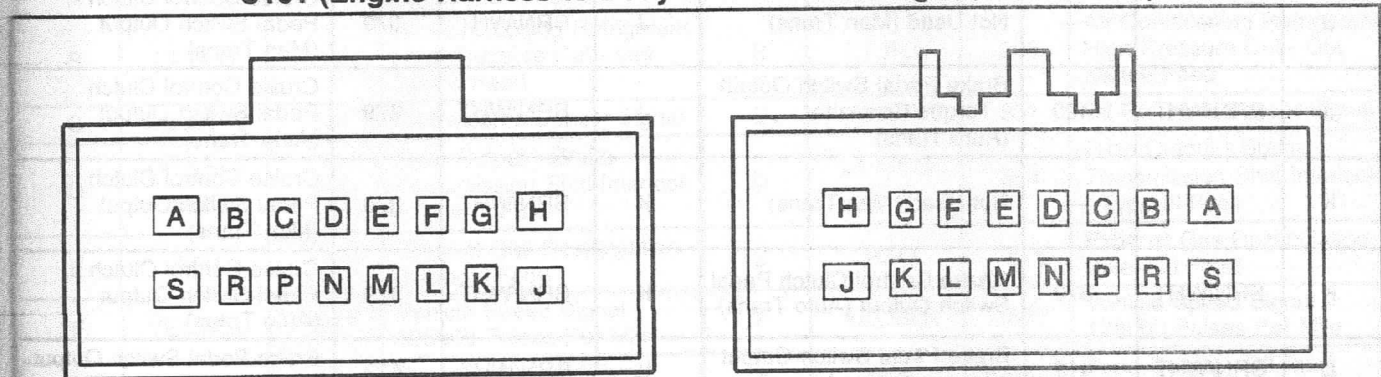
The cigar lighter receives ground through CKT 1050 (BLK) to G203 and G204.

Auxiliary Power Outlet

The auxiliary power outlets receive voltage from the AUX PWR Fuse 13. The auxiliary power outlets are used for a variety of plug-in accessories. The auxiliary power outlets receive ground through CKT 1050 (BLK) to G206. The rear auxiliary power outlet (Envoy Only) receives ground through CKT 1850 (BLK) to G470.

Inline Harness Connector End Views

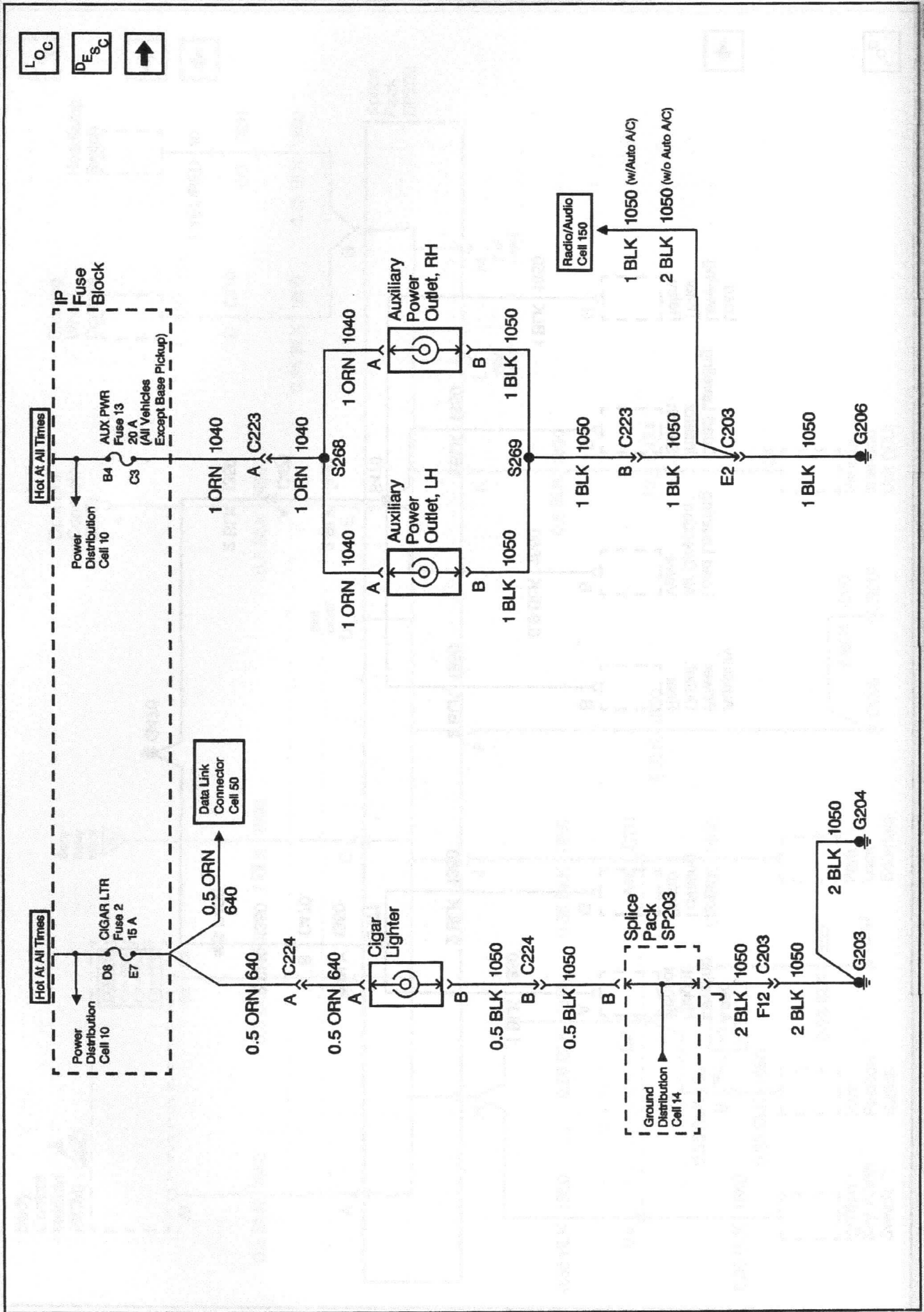
C101 (Engine Harness to Body Harness 2.2L Engine, 16 Cavities)



366120

Connector Part Information		• 15326084 • 16-Way F Metri-Pack 150 Series (BLK)		Connector Part Information		• 15326085 • 16-Way M Metri-Pack 150 Series (BLK)	
Pin	Wire Color	Circuit No.	Function	Pin	Wire Color	Circuit No.	Function
A	WHT	121	Tachometer Signal	A	WHT	121	Tachometer Signal
B	—	—	Not Used (w/o A/C)	B	—	—	Not Used (w/o A/C)
B	LT BLU	203	Air Conditioning High Pressure (w/ A/C)	B	LT BLU	203	Air Conditioning High Pressure (w/ A/C)
C	TAN/WHT	331	Oil Pressure Sensor Signal	C	TAN/WHT	331	Oil Pressure Sensor Signal
D	LT GRN/BLK	584	Fuse Output - Brake Transmission Shift Interlock	D	LT GRN/BLK	584	Fuse Output - Brake Transmission Shift Interlock
E	PPL	420	Brake Pedal Switch Output - Torque Converter	E	PPL	420	Brake Pedal Switch Output - Torque Converter
F	YEL/BLK	1827	Vehicle Speed Sensor - 128000 Pulses Per Mile	F	YEL/BLK	1827	Vehicle Speed Sensor - 128000 Pulses Per Mile
G	PNK	1020	Fuse Output - Off/Run/Crank - Type III Fuse	G	PNK	1020	Fuse Output - Off/Run/Crank - Type III Fuse
H	YEL	710	Serial Data Signal - Class B - 10400 Baud-Second	H	YEL	710	Serial Data Signal - Class B - 10400 Baud-Second

Cigar Lighter/Auxiliary Outlets Schematics (Cell 19 (Except Envoy))



Cell 19 (Except Envoy)